



SELF STUDY REPORT

FOR

4th CYCLE OF ACCREDITATION

**PSG COLLEGE OF ARTS AND SCIENCE
(AUTONOMOUS)**

PSG COLLEGE OF ARTS AND SCIENCE AVINASHI ROAD CIVIL AERODROME
POST COIMBATORE - 641014

641014

<https://www.psgcas.ac.in/>

Submitted To

NATIONAL ASSESSMENT AND ACCREDITATION COUNCIL

BANGALORE

April 2021

1. EXECUTIVE SUMMARY

1.1 INTRODUCTION

PSG College of Arts & Science, named after Philanthropist Shri. P. S. Govindasamy Naidu (1856-1918), who defined charity as **‘to serve society through development of education, industry and the needy and poor’**. He said, **‘Let there be charity so that other people may share my family's prosperity** and wished to share his family's prosperity with rest of the society and hence **PSG & Sons' Charities Trust** was founded on 25/01/1926, a memorable chapter sculpted in the history of Coimbatore.

The four praiseworthy sons of Shri. P. S. Govindaswamy Naidu, namely Shri. P.S.G. Venkataswamy Naidu, Shri. P.S.G. Rangaswamy Naidu, Shri. P.S.G. Ganga Naidu and Shri. P.S.G. Narayanaswamy Naidu considered PSG and Sons' Charities as the Fifth Brother, were instrumental in founding PSG College of Arts & Science in the year 1947 before independence with a mission to set education on a noble perch accessible to all in pursuit of knowledge and world class education.

The College embodies a rich tradition of excellence in teaching and research and has thus diffused dynamism and knowledge to numerous learners over several decades, with utmost commitment. The College facilities are upgraded from time to time and harbor an excellent faculty resource. Through teaching-learning, research, co-curricular and extra-curricular initiatives, the College has been moulding students into responsible citizens with self-awareness and civic virtues.

PSGCAS offers Forty-seven Undergraduate, Twenty-Eight Post graduate, and Three PG Diploma programmes and many of them are unique. Research Programmes – M.Phil. and PhD are offered in Twenty-four Disciplines

PSGCAS, one of the foremost Institutions of higher learning in Tamilnadu, was granted Autonomy (one among the nine colleges in the country) by the UGC in 1978 during the first phase itself, while still being affiliated to Madras University. The College was then affiliated to the Bharathiar University, after the latter's genesis in 1982. The College is NAAC accredited; ISO certified, Ranked under NIRF and is the recipient of many National and International awards and recognitions.

Vision

To offer Academic programmes with contemporary relevance and job - connect, with in-built modules for character and skill building

Mission

- To offer estimable value and need based education, with a view to create in students, the urge to be good citizens of the nation.
- To inculcate the spirit of compassion and commitment for national harmony.
- To progressively adopt ICT enabled Teaching - Learning methods.

- To maintain a vibrant research culture.

1.2 Strength, Weakness, Opportunity and Challenges(SWOC)

Institutional Strength

- Well experienced (43 years of autonomy) and pioneering autonomous college, **one of the first nine Colleges** nationally to be granted Autonomy in 1978
- A pre – Independence established Institution (11th August 1947), with sustained and novel quality initiatives over 73 years aligned with the core values of “**Charity**” & “**Service**”
- **A Proactive Management** supporting decentralized, participative administrative and academic governance
- A co-educational grant- in- aid College, with equal opportunities for both genders at faculty, staff and student levels towards **inclusivity**
- Highly qualified, globally experienced and knowledge creators as faculty members to drive the Academic, Research & Innovation and Entrepreneurial ecosystem of the College
- Substantial financial and expertise resource mobilization through several Governmental and NGO schemes & projects; collaborations; consultancies and enterprising alumni; besides a **Charitable Management**
- A **dynamic** functioning of the College, through innovative, skill oriented, inquiry and outcome based, trans - disciplinary academic ecosystem through its much in demand UG, PG and Research programmes
- Most programmes and learning experiences are industry/ society driven are offered jointly for real time experiential and “**fit for work**” learning
- A **salubrious, evergreen campus**, with modern and ICT enabled infrastructure and library to facilitate anytime anywhere global learning and lab-to-land translational and transferable research
- Community engagement and social immersion activities by all sprout into **transformative learning** and **problem solving**
- A **vibrant campus** catering to diverse needs of the students towards their holistic development through excellent student support services; industry-driven skill centres; IIC and CII&E; a robust Career guidance and Placement Centre; Indoor and Outdoor Sports Facilities
- Development of the College through preventive and corrective monitoring of processes of an established **IQAS** through Systems and Academic Audit
- All above has spearheaded the College to remain a leader through recognitions and awards, accreditations and rankings at the highest levels
- The above has deemed the College to be an influencer as a mentor institution under PARAMARSH, in a trans-disciplinary manner: Engineering - 2, Nursing -1 and Arts & Science- 2 colleges

Institutional Weakness

- Lacking in a student mix with representation of students from across the country and the world due to certain State Government admission directives and policies
- Not even 20 % of the faculty members are drawn from across the Country and globally again because of a few policies for appointment
- Time constraint for faculty members to convert research to patents and consultancy due to mentoring of large number of UG students
- Single career ladder and limited scope of career advancement in the College as a demotivation for

further performance of faculty members

Institutional Opportunity

- Trans-disciplinary nature of programmes offered at all levels provides scope to become a great and innovative **Trans-disciplinary** Institution in the State/District
- Several years of success in autonomy can create the base as a Degree awarding Institution
- Situated in an industrial city and with entrepreneurial alumni, opportunities abound for industries to set up plants on campus for mutual benefits
- Globally well placed alumni can further their support for the growth and development of the college
- Optimum and effective utilization of the expertise and resources of sister Institutions of the PSG Group to foster **Trans-disciplinary Learning, Research & Innovation**
- Platform creation to offer online Professional Certificate courses
- Capitalization of Departments' Research Strength and Knowledge Domain for solving common problems
- Strengthening of International collaboration for Research, Faculty and Student exchange
- Improving the Global Research visibility through standard publications
- Enrollment of Interstate and International Students
- Keeping at par with the technology advancements and dynamism
- Retention of self-financed faculty members due to increasing competition for competent staff
- Promotion of Indian and foreign languages and Indian Knowledge Systems
- Preparation of study materials in vernacular language
- Keeping track of students after course of study to analyse their learning outcomes as a feedback for improvement
- Effect of prevailing pandemic situation on Students' mental health and skill-development

Institutional Challenge

- Enrollment of Interstate and International Students
- Keeping at par with the technology advancements and dynamism
- Retention of self-financed faculty members due to increasing competition for competent staff
- Promotion of Indian and foreign languages and Indian Knowledge Systems
- Preparation of study materials in vernacular language
- Keeping track of students after course of study to analyse their learning outcomes as a feedback for improvement
- Effect of prevailing pandemic situation on Students' mental health and skill-development

1.3 CRITERIA WISE SUMMARY

Curricular Aspects

- PSGCAS was granted Autonomy by UGC in 1978 and has made several strides in the curricular development all through 43 years of Autonomy
- Curriculum Development Cell takes initiatives in restructuring the curriculum periodically, based on the UGC norms and TANSICHE guidelines

- Curriculum is redesigned based on the inputs from experts, stakeholders' feedback and current developments
- College has 47 UG and 28 PG Programmes and 115 Value added courses and 644 new courses have been offered during 2015-2020
- A total of 1990 courses focusing on Employability, Entrepreneurship and Skill Development, were offered in the year 2019-2020
- Persistent efforts made in the Curriculum development and implementation ensures that the courses offered have relevance to the local, regional, national, and global developmental requirements
- Major revision of syllabus was made in 2018-19 and 92 % of the syllabus has been revised
- Outcome Based Education with well-defined Program Educational Objectives (PEOs), Program Outcomes (POs) and Program Specific Outcomes (PSOs) and Course Outcomes (COs), through Choice based Credit System assures holistic learning environment
- 4,576 students had undertaken Projects / Internships during 2018-19 and 5650 students have completed MOOCs from 2017-2020
- To address Cross-cutting issues, courses like Fundamentals of Law and Ethics, Business Ethics and Professional Ethics are incorporated in the Curriculum
- Generic Elective Course offered in Part III promotes horizontal mobility
- Courses on Women Studies, Social problems, Psychology for better Human Relations, Nutrition in Health build awareness on Gender related issues
- PSGCAS embraces it's Vision of **offering programmes with in-built modules for character and skill building** and a Mission **to offer estimable values** that mould the students to become a valuable and inclusive citizens
- Value Education course encompassing Yoga as a component focuses on creating a morally responsible citizen
- Values and ethics are inculcated in students through Induction programmes, curricular and co-curricular activities
- Exclusive PG programme on Environmental Science and many other courses offered across all disciplines emphasize the significance of environment and sustainability
- Feedback from the stakeholders on curriculum is collected and analysed to improvise the curriculum suitably

Teaching-learning and Evaluation

- PSGCAS has an equitable admission policy, in conformity with the guidelines on reserved category, provided by the Statutory Bodies
- During the assessment period, consistently 90-93% of the seats were filled. Average demand ratio for the sanctioned seats was 1:7
- The Institution has competent teachers with prescribed qualifications. 68.27% of the teachers are doctorates
- Average experience of teachers at PSGCAS during the assessment period is 7.32 years, with previous work-experience in academics and industry (average 7.39 years)

- Onboarding of new teachers, through Faculty Induction Programme prepares them with vital aspects on the curriculum framework and teaching-learning-evaluation process
- Teachers use ICT tools, prepare e-content and facilitate multi-modal learning
- The College ensures that slow learners, advanced learners and mediocre learners are supported pertinently to develop their innate potentials, along with academics and fundamental competencies
- Planning, preparation and adherence to academic, examination and events calendars are effectively implemented and monitored through review meetings and follow-up actions
- Lesson plan and delivery schedule records ensure meticulous accomplishment of the targets
- Students are familiarized with outcome-based education, right from Student Induction Programmes and subsequently through interaction by course teachers
- Strategic blends of student-centric learning methods such as experiential learning, participative learning, problem-solving methods, ICT-enabled learning, simulation and traditional learning methods are adopted to facilitate effective learning experiences
- Choice Based Credit System (CBCS), Add-on Certificate, Diploma, Advanced Diploma and mandatory completion of MOOCs offer opportunities for multi-disciplinary exposure
- 1450 students have completed Extra Credit courses and 5650 students have completed NPTEL courses across various disciplines
- Well-organized schedules of examinations, reforms and integration of IT in examination management system enable systematic conduct of examinations and publication of results
- The pass percentages during the assessment period are between 91.23% and 96.59%
- Courses in the programmes are categorized as Fundamental, Applied and Advanced Courses, for defining the expected outcomes
- Attainment of course outcomes are evaluated both directly and indirectly, on the basis of parameters defined by the College, necessary actions taken thereupon, to reinforce the advantages of outcome-based education

Research, Innovations and Extension

- College promotes research at all levels through a well-defined policy on Knowledge Creation and Dissemination and the Research Advisory committee
- Research facilities in terms of laboratory space, equipment, consumables, IT infrastructure, online resources, journals and books are incrementally upgraded
- Central Research Laboratory is equipped with high-end analytical equipment
- State-of-art Research Laboratories with focus on the thrust areas like Immunotechnology, Textile Microbiology, PTC, ACC, Bioinformatics, IoT, Design and Development etc., are in place
- DST-FIST scheme of Rs. 57.54 lakhs has enabled the upgradation of Laboratory Infrastructure of nine PG Laboratories
- Research programmes in 24 disciplines with 227 recognised research guides and 291 research scholars
- Cumulative research grant of Rs 607 lakhs (69 teachers) has been mobilized from various funding agencies. Thirteen Teachers have been awarded National/International fellowships for advanced studies and research
- In-house journal “PSGCAS Search” and seed-grant motivates young researchers
- Centre for Innovation, Incubation and Entrepreneurship (CII& E) - Innopreneur’s Club, Institution’s

Innovation Council (IIC) & Entrepreneurship Development Cell (EDC) focus on Innovation, IPR, Incubation support and Entrepreneurship promotion

- 1287 programmes on Research methodology, IPR, entrepreneurship, skill and development have been organised
- IIC of PSGCAS has been ranked with Five Star by MHRD for 2019-2020 and categorised under Band A in ARIIA ranking among Government Aided College category
- Food Processing centre, Skill Training Centre and Central Research Laboratory offer an Innovation Ecosystem for nurturing the budding entrepreneurs and for consultancy services
- Of many patent applications filed and published one has been granted
- Institutional citation index of 5.68 and h-index of 21.50 have been achieved through 1334 research publications in quality journals; 313 chapters/book publications
- Research Methodology Course is inherent in many programmes; Approvals for Human and Animal Research are obtained from IHEC and IAEC
- College has adopted five villages in the neighborhood and 483 extension activities with 97.91% student participation that lead to College obtaining 35 prestigious State and National level awards
- College has 53 active National and International level MoUs and has carried out 7141 collaborative activities

Infrastructure and Learning Resources

PSGCAS spread across 58.521 acres in prime location of the city has a well-designed and adequate Infrastructure. Infrastructure is optimally utilized by the stakeholders across five shifts

- The WiFi (400 Mbps) enabled Campus with 257 Classrooms (171 with LCD projectors), 10 Multipurpose halls with ICT facilities, 73 Laboratories and Learning Management System (LMS-Moodle) support Students and Faculty members to attain excellence in Teaching-Learning experience, Research and Core skills
- Multimedia Laboratory, Central Research Laboratory, Communication Skills Center, Food Processing Centre, Innovation Incubation center and IAS study circle, hone the Technical, Research & Interpersonal and Entrepreneurial skills
- Yoga hall and Health Care Centre take care of the well-being of students
- The 75 years old Library (24,200 sq.ft), one of the best NPTEL Local chapters, is integrated with KOHA – ILMS software
- Learning access is extended with 1,34,626 books, 296 Periodicals, 1,37,809 E-books & E-journals, Digital Library (40 nodes), 11,011 Back volumes, about 296 Magazines & Journals and exclusive software TURNITIN for research
- A world class Indoor stadium (51,691 Sq.ft. - 3000 seating capacity) and Outdoor grounds support various sporting events
- Physical welfare of the students is supported with Modern Gymnasium (7736 sq. ft.) with imported equipment
- Institutional MIS - LAUDEA enables smooth Academic and Administrative functioning
- College has adequate ICT resources with 2383 computers, 178 printers, 3 smart boards, 220 LCD projectors through 14 servers
- Physical facilities such as Book depot, Stationery shops, Parking, Food court, Beauty salon cater to personal and recreational needs of stakeholders

- 154 CCTV cameras placed at strategic locations ensure safety in the campus
- Battery operated vehicles, wheel chairs, ramp and rails, lift, sign boards and Assistive Technology in Library to bolster *Divyangjan*
- Separate, secured residential facility (11 hostels) with hygienic dining halls for Boys and Girls are established
- College allocates 26% of Annual Budget towards maintenance of Infrastructural facilities
- Bar-coding technology, stock registers and log books are used for Inventory control
- Maintenance department with skilled man power, contract labor and sophisticated equipment ensures the maintenance of Infrastructure

Student Support and Progression

Institution endeavors for continual student progression by providing a safe, inclusive, gender equal and supportive campus environment.

- College has assisted 8,268 students for financial support from Governmental and Non-Governmental agencies, to pursue higher education
- Capacity and Career Enhancing Activities through various Cells/Clubs create awareness on career opportunities, Entrepreneurship and IPR
- 1,318 programmes were organized to enrich students' soft skill, language, technical and life skills to meet Industrial requirements
- EDC and IIC work to motivate and support budding entrepreneurs, by providing opportunities to interact or collaborate with successful Industrialists/Entrepreneurs
- Among the students enrolled in Competitive Examinations and Professional Courses coaching classes, 65.44% are benefitted
- 24.78% of students progressed to Higher Education
- College has an effective Grievance Redressal Mechanism for students to represent their grievances via Student council, Tutors, HoDs, Suggestion Boxes, E-mails and Committee members. Grievances are addressed through appropriate measures including counseling and corrective actions to resolve the problems
- Placement Cell enhances inter/intra-personal skills, creative thinking, analytical and intellectual skills for successful progression into a job/career. Over the past five years 4936 students got placed
- Students participated in 636 sports and 235 cultural events at International, National and State levels and are encouraged through ample supportive facilities
- College organised 199 sports and cultural events/competitions (39.8%)
- Student Council members elected through a democratic process represent student community and involve in Academic and Administrative bodies, which in turn enhances their Decision making, Leadership and Managerial skills
- Music club, *Thirukural Peravai*, Eco-Club, Thinkers' Association and other clubs/forums exclusively managed by students provide opportunities to organize events (39 events/year on an average) to sharpen talents, pursue passion and enhance leadership potential
- Students with special needs are supported with Academic and Infrastructural facilities such as scribe, ramp, lift, and other assistive technologies
- Alumni spread across the globe contribute immensely through College/Departmental Alumni Association for Institutional welfare through financial (Scholarship, Sponsorship and Infrastructure Augmentation) and non-financial assistance (Guest lecture, Motivation, Career guidance, Internships, Workshops & Academic reforms as a Member of BoS; Academic Council and Governing body)

Governance, Leadership and Management

As envisaged in the Mission and Vision, the Institution strives for reinforcement of rich academic culture throughout its journey right from inception to befit the global trends creating socially responsible and digitally competent citizens.

- Institution strictly adheres to the norms specified by statutory bodies, with transparent procedures and an effective grievance redressal mechanism
- The Organizational Structure is a well-defined hierarchy, with participatory approach, able leadership and effective management for better commitment towards academic excellence
- Right from the top administration, decentralization is adopted with appointing Vice- Principals, besides bifurcation of departments to facilitate expertise in core domain areas
- The Institution with customized MIS has effectively implemented e-governance in areas of examination, admission, attendance and finance section
- College administration encourages participation of staff in various Statutory and Non-Statutory decision making bodies
- Students also participate in decision making process through IQAC, feedback mechanism, students' council and other bodies
- Management foresees the transition in education and supports creation of infrastructure and other resources for students, which enables College to spearhead in quality education
- Dynamic is the role of management in promoting the well-being of teaching and non-teaching staff, via spectrum of measures like group insurance, medical checkup, interest free festival advance, maternity benefits and so on
- The Institution to upgrade the intellectual capabilities of faculty provides, unstinted financial support to attend workshops, FDPs and conference, besides training programs organised through PSG CARE and also offers seed money for research activities
- Performance appraisals are conducted periodically to assess academic and professional achievements of faculty to chalk out future plans
- Institution strategizes to mobilize resources from Government, alumni and other sources and efficiently utilizes these funds. An effective audit system in place for conformance and compliance of financial transactions
- IQAC acts as a catalyst by framing policies, developing plans and institutionalizing quality in academic and administrative initiatives in pursuit of achieving Mission and Vision of the Institution. It builds a strong rapport with all stakeholders through effective feedback system, periodic audits and enrichment of programmes to sustain and upgrade the quality

Institutional Values and Best Practices

Institution undertakes comprehensive green initiatives to achieve Sustainable Development Goals.

- PSGCAS is conscious in ensuring Gender Equity across the campus through Curricular, Co-curricular and Sensitization activities

- Adequate facilities for physical and mental support are provided for women in the campus
- 839 Solar Photovoltaic panels with capacity of 200 kW installed on-premises and Wind Mills off-premises, contribute to meet 75% of electrical energy requirement of the Institution
- Effective Waste Management system ensures proper collection, segregation, handling and disposal of biodegradable and non-biodegradable waste
- Biodegradable solids are converted into compost, whereas non-biodegradable waste is recycled through authorized vendors. Incinerators are provided to ensure safe disposal of sanitary waste
- Treated water from Sewage Treatment Plant is used for gardening and flushing
- Ground-water level in the campus is augmented by constructing eight rain water harvesting pits and two bore well recharge pits
- Drinking water distributed in the campus meets the standards of WHO's guidelines
- Continuous Air Quality Monitoring system of Government of Tamil Nadu is stationed in the campus to monitor air quality of the locality
- Well maintained Eco-friendly campus with maximum green coverage has enabled to obtain Swachhta Rank 2nd and 3rd consecutively by MHRD, for the year 2018 and 2019, respectively
- Periodic Environmental Audits validate Institutional commitment towards the sustainable Ecosystem
- Four battery powered vehicles are used inside the campus to reduce vehicular emission
- National days of importance are observed and religious festivals are celebrated with great fervor and enthusiasm to kindle the spirit of National Integration
- College adheres to code of conduct set for students, faculty members and administrative staff and monitors through appropriate committees
- To ensure Inclusiveness, College is equipped with facilities to cater to the special needs of *Divyangjan*
- Through appropriate Clubs and forums, tolerance and harmony are ensured towards cultural, regional and socio-economic diversities
- PSGCAS works in close collaboration with other PSG Institutions for knowledge and resource sharing
- Institution significantly contributes to *AtmanirbharBharat* by supporting its stakeholders towards a self-reliant Nation through Holistic Education encompassing student empowerment

2. PROFILE

2.1 BASIC INFORMATION

Name and Address of the College	
Name	PSG COLLEGE OF ARTS AND SCIENCE (AUTONOMOUS)
Address	PSG College of Arts and Science Avinashi Road Civil Aerodrome Post Coimbatore - 641014
City	Coimbatore
State	Tamil Nadu
Pin	641014
Website	https://www.psgcas.ac.in/

Contacts for Communication					
Designation	Name	Telephone with STD Code	Mobile	Fax	Email
Principal	D. Brindha	0422-4303300	9842298546	0422-257562 2	principal@psgcas.a c.in
IQAC / CIQA coordinator	D. Senthilkumar	0422-4303333	9443819462	0422-257383 3	iqac@psgcas.ac.in

Status of the Institution	
Institution Status	Private and Grant-in-aid

Type of Institution	
By Gender	Co-education
By Shift	Regular Day Evening

Recognized Minority institution	
If it is a recognized minority institution	No

Establishment Details	
-----------------------	--

Date of Establishment, Prior to the Grant of 'Autonomy'	11-08-1947			
Date of grant of 'Autonomy' to the College by UGC	25-02-1978			
University to which the college is affiliated				
State	University name	Document		
Tamil Nadu	Bharathiar University	View Document		
Details of UGC recognition				
Under Section	Date	View Document		
2f of UGC	02-02-1983	View Document		
12B of UGC	02-02-1983	View Document		
Details of recognition/approval by stationary/regulatory bodies like AICTE,NCTE,MCI,DCI,PCI,RCI etc(other than UGC)				
Statutory Regulatory Authority	Recognition/Approval details Institution/Department programme	Day,Month and year(dd-mm-yyyy)	Validity in months	Remarks
AICTE	View Document	30-04-2020	12	Approval for Current AY

Recognitions	
Is the College recognized by UGC as a College with Potential for Excellence(CPE)?	Yes
If yes, date of recognition?	13-09-2004
Is the College recognized for its performance by any other governmental agency?	Yes
If yes, name of the agency	STAR College under Department of Biotechnology
Date of recognition	06-03-2009

Location and Area of Campus				
Campus Type	Address	Location*	Campus Area in Acres	Built up Area in sq.mts.
Main campus area	PSG College of Arts and Science Avinashi Road Civil Aerodrome Post Coimbatore - 641014	Urban	58.521	142429.6

2.2 ACADEMIC INFORMATION

Details of Programmes Offered by the College (Give Data for Current Academic year)						
Programme Level	Name of Programme/Course	Duration in Months	Entry Qualification	Medium of Instruction	Sanctioned Strength	No.of Students Admitted
UG	BA,Sociology	36	Pass in HSC	English	60	60
UG	BA,Economics	36	Pass in HSC	English	120	118
UG	BA,English	36	Pass in HSC	English	120	116
UG	BA,Tamil	36	Pass in HSC with Tamil as one of the subject of study	Tamil	60	45
UG	BA,Carnatic Music	36	Pass in HSC	English	30	26
UG	BSc,Psychology	36	Pass in HSC	English	126	122
UG	BSc,Mathematics	36	Pass in HSC with Mathematics Physics and Chemistry	English	60	54
UG	BSc,Mathematics	36	Pass in HSC with Mathematics Physics and Chemistry	English	120	109
UG	BSc,Statistic	36	Pass in HSC	English	60	59

	s		with Mathematics or Statistics or Business mathematics as one of the subject			
UG	BSc,Physics	36	Pass in HSC with Physics Chemistry and Mathematics	English	110	104
UG	BSc,Chemistry	36	Pass in HSC with Chemistry Mathematics and Physics or Physics Chemistry with Biology or Botany and Zoology	English	110	106
UG	BSc,Botany	36	Pass in HSC with Chemistry and Biology or Botany and Zoology	English	50	49
UG	BSc,Zoology	36	Pass in HSC with Biology or Botany or Zoology as a subject of study	English	50	49
UG	BSc,Nutrition Dietetics And Food Processing	36	Pass in HSC with Biology and Chemistry or Botany and Zoology with Chemistry or Vocational stream with Biology and	English	50	48

			Chemistry			
UG	BVoc,Nutrition Dietetics And Food Processing	36	Pass in HSC	English	50	48
UG	BSc,Biochemistry	36	Pass in HSC with Chemistry and Biology or Botany and Zoology	English	110	105
UG	BSc,Electronics	36	Pass in HSC with Mathematics and Physics	English	110	100
UG	BSc,Microbiology	36	Pass in HSC with Biology or Botany or Zoology or Microbiology or Biochemistry	English	60	58
UG	BSc,Catering Science And Hotel Management	36	Pass in HSC	English	60	52
UG	BVoc,Catering Science And Hotel Management	36	Pass in HSC	English	50	43
UG	BSc, Costume Design And Fashion	36	Pass in HSC	English	60	60
UG	BSc,Biotechnology	36	Pass in HSC with Physics Chemistry Mathematics and Biology or Physics Chemistry Mathematics and	English	66	61

			Computer Science or Physics Chemistry Biology and Computer Science or Physics Chemistry Botany			
UG	BSc, Journalism And Mass Communication	36	Pass in HSC	English	120	117
UG	BBA, Management Science	36	Pass in HSC preference will be given for Commerce Group students	English	50	50
UG	BBA, Management Science	36	Pass in HSC preference	English	66	61
UG	BBA, Management Science	36	Pass in HSC preference will be given for Commerce Group students	English	126	121
UG	BBA, Management Science	36	Pass in HSC preference will be given for Commerce Group students	English	60	60
UG	BCom, Commerce	36	Pass in HSC with Commerce and Accountancy or Business	English	186	183

			Studies			
UG	BCom,Com merce	36	Pass in HSC preference will be given for Commerce Group students	English	60	60
UG	BCom,Com merce	36	Pass in HSC preference will be given for Commerce Group students	English	126	118
UG	BCom,Corpo rate Secretaryshi p	36	Pass in HSC with Commerce and Accountancy or Business Studies	English	186	173
UG	BCom,Appli ed Commerce	36	Pass in HSC preference will be given for Commerce Group students	English	60	60
UG	BVoc,Appli ed Commerce	36	Pass in HSC	English	50	48
UG	BCom,Appli ed Commerce	36	Pass in HSC preference will be given for Commerce group students	English	60	60
UG	BCom,Appli ed Commerce	36	Pass in HSC preference will be given for Commerce	English	66	60

			Group students			
UG	BCom,Applied Commerce	36	Pass in HSC preference will be given for Commerce Group students	English	60	60
UG	BCom,Applied Commerce	36	Pass in HSC preference will be given for Commerce Group students	English	126	121
UG	BCom,Applied Commerce	36	Pass in HSC preference will be given for Commerce group students	English	60	60
UG	BCom,Digital Commerce	36	Pass in HSC preference will be given for Commerce group students	English	60	59
UG	BCom,Digital Commerce	36	Pass in HSC preference will be given for Commerce group students	English	120	120
UG	BCom,Digital Commerce	36	Pass in HSC preference will be given for Commerce group students with	English	60	60

			Mathematics and Statistics			
UG	BSc,Computer Science And Applications	36	Pass in HSC with Mathematics and Computer Science or Physics or Chemistry or Biology or Botany or Zoology	English	60	60
UG	BSc,Computer Science And Applications	36	Pass in HSC with Mathematics and Computer Science or Physics or Chemistry or Biology or Botany or Zoology	English	60	56
UG	BSc,Computer Science And Applications	36	Pass in HSC with Mathematics and Computer Science or Physics or Chemistry or Biology or Botany or Zoology	English	60	48
UG	BVoc,Computer Science And Applications	36	Pass in HSC	English	50	44
UG	BCA,Computer Science And Applications	36	Pass in HSC with Mathematics and Computer Science or	English	60	58

			Mathematics and Physics or Chemistry or Biology or Botany or Zoology			
UG	BSc, Computer Science And Applications	36	Pass in HSC with Mathematics and Computer Science or Mathematics and Physics or Chemistry or Biology or Botany or Zoology	English	126	122
PG	MA, Economics	24	UG Passed with Economics or Econometrics or Mathematics or Statistics or Business Economics or BCom or BBM or BBA	English	30	22
PG	MA, English	24	BA English Literature or BA English Literature with CA or Part II English in UG Level with four semesters or English Language and Literature	English	50	49

PG	MA,Tamil	24	BA Tamil or B Litt Tamil passed or Part I Language Tamil in UG Level with four semesters	Tamil	36	15
PG	MSc,Psychology	24	A Pass in UG Degree with Psychology or any other Social Science subject	English	50	50
PG	MSc,Mathematics	24	BSc Mathematics or BSc Mathematics with Computer Applications	English	75	75
PG	MSc,Statistics	24	BSc Statistics or BSc Mathematics with Allied Statistics or BSc Honors	English	40	39
PG	MSc,Physics	24	BSc Physics with Mathematics or Mathematics with CA as one of the allied subjects or BSc Physics with Computer Application with	English	30	30

			Mathematics as one of the allied subjects			
PG	MSc,Chemistry	24	BSc Chemistry with Physics or Mathematics or Zoology or Botany as one of the allied subjects or BSc Polymer Chemistry	English	30	30
PG	MSc,Botany	24	BSc Botany or Plant Biology and Plant Biotechnology or Plant Science or Biology	English	30	27
PG	MSc,Zoology	24	BSc Zoology or Animal Science and Biotechnology and other specific degrees	English	30	24
PG	MSc,Nutrition Dietetics And Food Processing	24	UG Degree in Nutrition Food Service Management and Dietetics and other specific degrees	English	20	20
PG	MSc,Nutrition Dietetics And Food Processing	24	UG Degree in Botany or Zoology or Biochemistry and other specific	English	40	39

			degrees			
PG	MSc,Biochemistry	24	UG degree in Biochemistry or Biotechnology or Microbiology or Biomedical Science and other specific degrees	English	40	40
PG	MSc,Computer Science	24	BSc Computer Science or Computer Technology or Information Technology or Software Systems or BCA or BSc Applied Sciences or Computer Science and Application or Software	English	50	50
PG	MSc,Electronics	24	BSc with Electronics or Industrial Electronics or Electronic Science and other specific degrees	English	50	24
PG	MSc,Microbiology	24	BSc Microbiology or Botany or Zoology or Biology or Biotechno	English	40	40

			logy or Biochemistry or Medical Laboratory Technology or Environmental Science or Life Science and other specific degrees			
PG	MSc, Costume Design And Fashion	24	BSc Costume Design and Fashion or Fashion Technology or Fashion Designing or Textiles and Clothing and other specific degrees	English	50	20
PG	MSc, Biotechnology	24	BSc Degree with Life Sciences or Biochemistry or Biotechnology or Zoology or Botany and other specific degrees	English	40	35
PG	MSW, Social Work	24	A Pass in any Degree	English	50	48
PG	MA, Journalism And Mass Communication	24	UG in any discipline	English	30	24
PG	MSc, Journalism And Mass Comm	24	UG in any discipline	English	40	26

	unication					
PG	MSc,Environmental Science	24	Any Bachelor degree in Science or Engineering or Medicine or Agriculture or Fisheries Science or Veterinary Sciences or Pharmacy	English	40	36
PG	MCom,Commerce	24	BCom or BCom with any specialization	English	60	56
PG	MCom,Corporate Secretaryship	24	Any UG Degree	English	50	47
PG	MCom,International Business	24	A Pass in any Degree	English	60	59
PG	MCom,Digital Commerce	24	BCom or BCom with any specialization	English	50	35
PG	MCA,Computer Science And Applications	36	A pass with minimum fifty percentage of marks in any recognized Bachelor Degree of minimum three years duration in any	English	60	24

			discipline with core Mathematics and other specific degrees			
PG	MSc, Computer Science And Applications	60	Pass in HSC Mathematics or Business Mathematics and any two subjects from Physics or Chemistry or Commerce or Accounting or Statistics or Computer Science and Electronics	English	60	53
PG Diploma recognised by statutory authority including university	PG Diploma, Social Work	12	A Pass in any Degree	English	36	16
PG Diploma recognised by statutory authority including university	PG Diploma, Environmental Science	12	A Pass in any Degree	English	60	11
PG Diploma recognised by statutory authority including university	PG Diploma, Management Science	12	A Pass in any Degree	English	50	47
Doctoral (Ph.D)	PhD or DPhil, Economics	36	PG or MPhil	English	35	1
Doctoral (Ph.D)	PhD or DPhil, English	36	PG or MPhil	English	24	6

	h					
Doctoral (Ph.D)	PhD or DPhil, Tamil	36	PG or MPhil	Tamil	45	6
Doctoral (Ph.D)	PhD or DPhil, Psychology	36	PG or MPhil	English	25	0
Doctoral (Ph.D)	PhD or DPhil, Mathematics	36	PG or MPhil	English	35	2
Doctoral (Ph.D)	PhD or DPhil, Statistics	36	PG or MPhil	English	39	1
Doctoral (Ph.D)	PhD or DPhil, Physics	36	PG or MPhil	English	20	3
Doctoral (Ph.D)	PhD or DPhil, Chemistry	36	PG or MPhil	English	35	4
Doctoral (Ph.D)	PhD or DPhil, Botany	36	PG or MPhil	English	16	3
Doctoral (Ph.D)	PhD or DPhil, Zoology	36	PG or MPhil	English	16	0
Doctoral (Ph.D)	PhD or DPhil, Nutrition Dietetics And Food Processing	36	PG or MPhil	English	54	0
Doctoral (Ph.D)	PhD or DPhil, Biochemistry	36	PG or MPhil	English	40	1
Doctoral (Ph.D)	PhD or DPhil, Computer Science	36	PG or MPhil	English	16	8
Doctoral (Ph.D)	PhD or DPhil, Electronics	36	PG or MPhil	English	24	3
Doctoral (Ph.D)	PhD or DPhil, Microbiology	36	PG or MPhil	English	48	2
Doctoral (Ph.D)	PhD or DPhil, Costume Design And	36	PG or MPhil	English	16	7

	Fashion					
Doctoral (Ph.D)	PhD or DPhil, Biotechnology	36	PG or MPhil	English	6	0
Doctoral (Ph.D)	PhD or DPhil, Social Work	36	PG or MPhil	English	16	2
Doctoral (Ph.D)	PhD or DPhil, Journalism And Mass Communication	36	PG or MPhil	English	24	0
Doctoral (Ph.D)	PhD or DPhil, Journalism And Mass Communication	36	PG or MPhil	English	24	0
Doctoral (Ph.D)	PhD or DPhil, Environmental Science	36	PG or MPhil	English	32	0
Doctoral (Ph.D)	PhD or DPhil, Management Science	36	PG or MPhil	English	32	1
Doctoral (Ph.D)	PhD or DPhil, Commerce	36	PG or MPhil	English	125	8
Doctoral (Ph.D)	PhD or DPhil, Corporate Secretaryship	36	PG or MPhil	English	16	0
Pre Doctoral (M.Phil)	MPhil, Economics	12	PG	English	33	0
Pre Doctoral (M.Phil)	MPhil, English	12	PG	English	25	9
Pre Doctoral (M.Phil)	MPhil, Tamil	12	PG	Tamil	30	3
Pre Doctoral (M.Phil)	MPhil, Psychology	12	PG	English	25	0
Pre Doctoral (M.Phil)	MPhil, Mathematics	12	PG	English	37	2

Self Study Report of PSG COLLEGE OF ARTS AND SCIENCE (AUTONOMOUS)

Pre Doctoral (M.Phil)	MPhil,Statistics	12	PG	English	12	1
Pre Doctoral (M.Phil)	MPhil,Physics	12	PG	English	20	0
Pre Doctoral (M.Phil)	MPhil,Chemistry	12	PG	English	13	0
Pre Doctoral (M.Phil)	MPhil,Botany	12	PG	English	10	2
Pre Doctoral (M.Phil)	MPhil,Zoology	12	PG	English	10	0
Pre Doctoral (M.Phil)	MPhil,Nutrition Dietetics And Food Processing	12	PG	English	46	0
Pre Doctoral (M.Phil)	MPhil,Biochemistry	12	PG	English	35	4
Pre Doctoral (M.Phil)	MPhil,Computer Science	12	PG	English	40	9
Pre Doctoral (M.Phil)	MPhil,Electronics	12	PG	English	30	0
Pre Doctoral (M.Phil)	MPhil,Microbiology	12	PG	English	36	7
Pre Doctoral (M.Phil)	MPhil,Costume Design And Fashion	12	PG	English	15	2
Pre Doctoral (M.Phil)	MPhil,Biotechnology	12	PG	English	9	0
Pre Doctoral (M.Phil)	MPhil,Social Work	12	PG	English	8	0
Pre Doctoral (M.Phil)	MPhil,Journalism And Mass Communication	12	PG	English	12	0
Pre Doctoral (M.Phil)	MPhil,Journalism And Mass Communication	12	PG	English	12	0
Pre Doctoral	MPhil,Envir	12	PG	English	20	0

(M.Phil)	Environmental Science					
Pre Doctoral (M.Phil)	MPhil, Management Science	12	PG	English	35	1
Pre Doctoral (M.Phil)	MPhil, Commerce	12	PG	English	40	1
Pre Doctoral (M.Phil)	MPhil, Corporate Secretaryship	12	PG	English	10	0

Position Details of Faculty & Staff in the College

Teaching Faculty												
	Professor				Associate Professor				Assistant Professor			
	Male	Female	Others	Total	Male	Female	Others	Total	Male	Female	Others	Total
Sanctioned by the UGC /University State Government	0				39				139			
Recruited	0	0	0	0	25	14	0	39	33	41	0	74
Yet to Recruit	0				0				65			
Sanctioned by the Management/Society or Other Authorized Bodies	0				82				388			
Recruited	0	0	0	0	27	55	0	82	124	264	0	388
Yet to Recruit	0				0				0			

Non-Teaching Staff				
	Male	Female	Others	Total
Sanctioned by the UGC /University State Government				70
Recruited	12	17	0	29
Yet to Recruit				41
Sanctioned by the Management/Society or Other Authorized Bodies				305
Recruited	153	152	0	305
Yet to Recruit				0

Technical Staff				
	Male	Female	Others	Total
Sanctioned by the UGC /University State Government				0
Recruited	0	0	0	0
Yet to Recruit				0
Sanctioned by the Management/Society or Other Authorized Bodies				0
Recruited	0	0	0	0
Yet to Recruit				0

Qualification Details of the Teaching Staff

Permanent Teachers										
Highest Qualification	Professor			Associate Professor			Assistant Professor			Total
	Male	Female	Others	Male	Female	Others	Male	Female	Others	
D.sc/D.Litt/LLD/DM/MCH	0	0	0	0	0	0	0	0	0	0
Ph.D.	0	0	0	43	67	0	97	177	0	384
M.Phil.	0	0	0	4	2	0	40	81	0	127
PG	0	0	0	5	0	0	20	44	0	69
UG	0	0	0	0	0	0	0	0	0	0

Temporary Teachers										
Highest Qualification	Professor			Associate Professor			Assistant Professor			Total
	Male	Female	Others	Male	Female	Others	Male	Female	Others	
D.sc/D.Litt/LLD/DM/MCH	0	0	0	0	0	0	0	0	0	0
Ph.D.	0	0	0	0	0	0	0	3	0	3
M.Phil.	0	0	0	0	0	0	0	0	0	0
PG	0	0	0	0	0	0	0	0	0	0
UG	0	0	0	0	0	0	0	0	0	0

Part Time Teachers										
Highest Qualification	Professor			Associate Professor			Assistant Professor			Total
	Male	Female	Others	Male	Female	Others	Male	Female	Others	
D.sc/D.Litt/ LLD/DM/M CH	0	0	0	0	0	0	0	0	0	0
Ph.D.	0	0	0	0	0	0	0	0	0	0
M.Phil.	0	0	0	0	0	0	0	0	0	0
PG	0	0	0	0	0	0	0	0	0	0
UG	0	0	0	0	0	0	0	0	0	0

Details of Visting/Guest Faculties				
Number of Visiting/Guest Faculty engaged with the college?	Male	Female	Others	Total
		0	0	0

Provide the Following Details of Students Enrolled in the College During the Current Academic Year

Programme		From the State Where College is Located	From Other States of India	NRI Students	Foreign Students	Total
UG	Male	1810	82	0	0	1892
	Female	1669	70	0	0	1739
	Others	0	0	0	0	0
PG	Male	253	22	0	0	275
	Female	670	92	0	0	762
	Others	0	0	0	0	0
PG Diploma recognised by statutory authority including university	Male	40	3	0	0	43
	Female	31	0	0	0	31
	Others	0	0	0	0	0
Doctoral (Ph.D)	Male	15	1	0	0	16
	Female	43	0	0	0	43
	Others	0	0	0	0	0
Pre Doctoral (M.Phil)	Male	3	1	0	0	4
	Female	32	5	0	0	37
	Others	0	0	0	0	0

Provide the Following Details of Students admitted to the College During the last four Academic Years					
Programme		Year 1	Year 2	Year 3	Year 4
SC	Male	151	148	189	192
	Female	157	173	197	201
	Others	0	0	0	0
ST	Male	8	10	4	9
	Female	10	5	12	11
	Others	0	0	0	0
OBC	Male	1120	1469	1497	1607
	Female	1355	1879	2059	2016
	Others	0	0	0	0
General	Male	581	247	193	213
	Female	568	359	280	271
	Others	0	0	0	0
Others	Male	0	0	0	0
	Female	0	0	0	0
	Others	0	0	0	0
Total		3950	4290	4431	4520

2.3 EVALUATIVE REPORT OF THE DEPARTMENTS

Department Name	Upload Report
Applied Commerce	View Document
Biochemistry	View Document
Biotechnology	View Document
Botany	View Document
Carnatic Music	View Document
Catering Science And Hotel Management	View Document
Chemistry	View Document

Commerce	View Document
Computer Science	View Document
Computer Science And Applications	View Document
Corporate Secretaryship	View Document
Costume Design And Fashion	View Document
Digital Commerce	View Document
Economics	View Document
Electronics	View Document
English	View Document
Environmental Science	View Document
International Business	View Document
Journalism And Mass Communication	View Document
Management Science	View Document
Mathematics	View Document
Microbiology	View Document
Nutrition Dietetics And Food Processing	View Document
Physics	View Document
Psychology	View Document
Social Work	View Document
Sociology	View Document
Statistics	View Document
Tamil	View Document
Zoology	View Document

Extended Profile

1 Program

1.1

Number of programs offered year-wise for last five years

2019-20	2018-19	2017-18	2016-17	2015-16
78	74	74	73	70
File Description		Document		
Institutional data in prescribed format		View Document		

1.2

Number of departments offering academic programmes

Response: 30

2 Students

2.1

Number of students year-wise during last five years

2019-20	2018-19	2017-18	2016-17	2015-16
12517	12036	11520	10772	9668
File Description		Document		
Institutional data in prescribed format		View Document		

2.2

Number of outgoing / final year students year-wise during last five years

2019-20	2018-19	2017-18	2016-17	2015-16
4250	4165	3852	3493	3028
File Description		Document		
Institutional data in prescribed format		View Document		

2.3**Number of students appeared in the examination conducted by the Institution, year-wise during the last five years**

2019-20	2018-19	2017-18	2016-17	2015-16
12213	11381	10651	9995	8926
File Description		Document		
Institutional data in prescribed format		View Document		

2.4**Number of revaluation applications year-wise during last five years**

2019-20	2018-19	2017-18	2016-17	2015-16
250	388	475	414	333

3 Teachers**3.1****Number of courses in all programs year-wise during last five years**

2019-20	2018-19	2017-18	2016-17	2015-16
1929	1823	1724	1678	1580
File Description		Document		
Institutional data in prescribed format		View Document		

3.2**Number of full time teachers year-wise during the last five years**

2019-20	2018-19	2017-18	2016-17	2015-16
583	516	468	438	413
File Description		Document		
Institutional data in prescribed format		View Document		

3.3

Number of sanctioned posts year-wise during last five years

2019-20	2018-19	2017-18	2016-17	2015-16
583	516	468	438	413
File Description		Document		
Institutional data in prescribed format		View Document		

4 Institution**4.1****Number of eligible applications received for admissions to all the programs year-wise during last five years**

2019-20	2018-19	2017-18	2016-17	2015-16
55914	45640	41574	16436	13331
File Description		Document		
Institutional data in prescribed format		View Document		

4.2**Number of seats earmarked for reserved category as per GOI/State Govt rule year-wise during last five years**

2019-20	2018-19	2017-18	2016-17	2015-16
3149	3003	2960	2915	2750
File Description		Document		
Institutional data in prescribed format		View Document		

4.3**Total number of classrooms and seminar halls****Response: 266****4.4****Total number of computers in the campus for academic purpose****Response: 1361**

4.5

Total Expenditure excluding salary year-wise during last five years (INR in Lakhs)

2019-20	2018-19	2017-18	2016-17	2015-16
4152	3194	2221	1860	6252

NAAC

4. Quality Indicator Framework(QIF)

Criterion 1 - Curricular Aspects

1.1 Curriculum Design and Development

1.1.1 Curricula developed and implemented have relevance to the local, national, regional and global developmental needs which is reflected in Programme outcomes (POs), Programme Specific Outcomes(PSOs) and Course Outcomes(COs) of the Programmes offered by the Institution.

Response:

PSGCAS has metamorphosed its curricula through a series of processes involving need-based input from experts and stakeholders' feedback. Curriculum Development Cell of the College takes initiatives in restructuring the curriculum periodically, based on the UGC norms and TANSICHE guidelines.

Curriculum is designed methodically with Choice Based Credit System, which shall be reframed to be in tune with the changing needs of the learners.

Outcome Based Curriculum with well-defined **Programme Outcomes (POs), Programme Specific Outcomes (PSOs) and Course Outcomes (COs)** also assures a holistic learning environment

- College is located in the Industrial and Manufacturing Hub of Tamil Nadu comprising of 25000 multi-sectorial enterprises. Programmes are framed with modules strengthening domain specific knowledge and interpersonal skills that gratify the expectations of the commercial market and research institutes
- Programmes in Life Sciences equip the students with experiential learning; cater to the needs of Health care, Clinical and Hospitality sectors in the **locality**
- Costume Design and Fashion Programme aids to meet the growing demands of Textile and Hosiery sector in the **region**
- To harness the ample opportunities available across the **nation** in Agricultural, Food Processing and Tourism/Hospitality Sectors, skill oriented B.Voc. Programmes with multiple entry-exit options are offered
- Linguistic Programme in Tamil helps in promoting the language at the **Regional and National** level. Communicative English course focuses on honing the communication skills of the students at global level
- Broad spectrum of value added courses, Interdisciplinary courses, certificate courses cater to the **local and national** needs are also offered
- Computational programmes cater to the **Global needs** of the Information technology sector with a focus on areas such as Internet of Things and Artificial Intelligence, R programming, App development, Virtual and Augmented Reality
- Global demand for skilled data analyst in areas of Data science and Big data has led to introduction of programmes in Statistics and Computer Science with Data Analytics
- Sociology and Social work programmes focus on the development, understanding and integration of Social theories and **practices in the society at all levels**
- Commerce, Corporate Secretaryship and International Business programmes and a host of other disciplines serve the **National and International needs** of the ballooning Financial, Industrial and Trading sectors

- Competency and creative ability needed for the Media and entertainment industry **globally** is met by the programmes in Journalism and Mass Communication and Electronic Media
- Carnatic Music offers Traditional Music system to the learners with passion and penchant for singing and promotes the cultural heritage of the region
- Courses on Information & Cyber security create awareness among learners to ensure safety in the **cyber space**
- **Community engagement** through curricular and co-curricular activities imbibes a sense of responsibility towards the society
- **Moral values** and Spiritual aspects of students through holistic learning process are taken care by the compulsory course on Value education encompassing Yoga as a component, focuses on creating a competent global citizen
- PG Programme in Environmental Science and the compulsory course on Environmental studies (UG), primarily focus on nature conservation, **environmental sustainability** and global environmental issues

File Description	Document
Any additional information	View Document

1.1.2 Percentage of Programmes where syllabus revision was carried out during the last five years.

Response: 92.31

1.1.2.1 Number of all Programmes offered by the institution during the last five years.

Response: 78

1.1.2.2 How many Programmes were revised out of total number of Programmes offered during the last five years

Response: 72

File Description	Document
Minutes of relevant Academic Council/BOS meeting	View Document
Details of program syllabus revision in last 5 years(Data Template)	View Document
Any additional information	View Document

1.1.3 Average percentage of courses having focus on employability/ entrepreneurship/ skill development offered by the institution during the last five years

Response: 87.76**1.1.3.1 Number of courses having focus on employability/ entrepreneurship/ skill development year-wise during the last five years..**

2019-20	2018-19	2017-18	2016-17	2015-16
1698	1619	1514	1478	1360

File Description	Document
Programme / Curriculum/ Syllabus of the courses	View Document
Minutes of the Boards of Studies/ Academic Council meetings with approvals for these courses	View Document
Average percentage of courses having focus on employability/ entrepreneurship(Data Template)	View Document

1.2 Academic Flexibility**1.2.1 Percentage of new courses introduced of the total number of courses across all programs offered during the last five years.****Response: 27.79****1.2.1.1 How many new courses are introduced within the last five years**

Response: 644

1.2.1.2 Number of courses offered by the institution across all programmes during the last five years.

Response: 2317

File Description	Document
Minutes of relevant Academic Council/BOS meetings	View Document
Institutional data in prescribed format	View Document
Any additional information	View Document

1.2.2 Percentage of Programmes in which Choice Based Credit System (CBCS) / elective course system has been implemented (Data for the latest completed academic year).**Response: 96.15**

1.2.2.1 Number of Programmes in which CBCS / Elective course system implemented.

Response: 75

File Description	Document
Minutes of relevant Academic Council/BOS meetings	View Document
Institutional data in prescribed format	View Document
Any additional information	View Document

1.3 Curriculum Enrichment**1.3.1 Institution integrates crosscutting issues relevant to Professional Ethics ,Gender, Human Values ,Environment and Sustainability into the Curriculum****Response:**

PSG CAS holds its vision of “offering academic programmes with **in-built modules for character and skill-building** and a mission **to offer estimable values** that would mould students to become contributing and inclusive citizens.

Autonomy and Implementation of CBCS have offered horizontal mobility to the students in choosing the course of their choice, which gives an experience for making an ethical choice for learning and prepares graduates for life-long learning.

Professional Ethics

- Values and professional ethics are fostered in students as they begin their programme at PSGCAS through the Student Induction Program. The entire teaching-learning process across all disciplines is designed and formulated with prescribed educational ethics
- The curriculum offers courses in the domains of Science, Arts, Commerce, and Management with focus on topics rationale to professional ethics. Research ethics is a part of all research and post-graduate programmes

Human Values

- Value Education is offered to UG students as a compulsory course. **LEAP (Learn, Experience, Adopt, and Progress) in house** guide book; **emphasize core values** namely, Personal, Family, Social, Educational, Constitutional, Professional, Workplace, and Yoga. Impactful guest lectures on Human values and Yoga for human excellence, an essential part of this course helps in the integration of body, mind, and soul
- NSS/NCC is offered as two credit optional programme for all UG students. Not less than 100 students serve as NSS volunteers every year to partake in a variety of community engagement activities. Students also take part in the NCC unit that strongly seeds the spirit of unity, discipline, patriotism, and willingness to serve the country. Such volunteering social activities help the student to evolve as a responsible leader of the Nation

Gender Studies

- Course on **Women's Studies** offered in **Part V Optional cluster** educates on gender equality, bias, protection, physical & emotional wellbeing, empowerment and legal rights
- An **Interdisciplinary Course on "Social problems"** with a primary focus on women's equality, empowerment, and protection is offered by the Department of Social Work
- Additionally, Programs with Courses such as Developmental Psychology, Therapeutic Nutrition, Nutrition in Health, Psychology for Better Human Relations, Embryology, and Genetics are offered to build awareness on **gender-related issues** and women's development

Environment and Sustainability

Environmental Studies course is offered for all UG students to have a concern for the natural resources and sustainability.

PG Programme on **Environmental Science** and an Interdisciplinary course (IDC)-on **Environmental sustainability** is offered to provide an exceptional and innovative environmental education and research.

Courses across all the programs like Nano and Green Chemistry, Environmental Chemistry, Forest Resource Management, Environmental Biology, Energy and environment, Environmental Biotechnology, Environmental and Agricultural Microbiology and Environmental pollution and Management **focus on Environment related Sustainable developmental goals of UN.**

PSGCAS Eco Club organizes programmes on environmental awareness with a vision to create eco-friendly citizens.

Community engagement, Internships, Field visits, participation in activities of the Students council, clubs and forums, cultural events, and observing important National and International days help in the percolation of Universal Human Values.

File Description	Document
Upload the list and description of the courses which address the Gender, Environment and Sustainability, Human Values and Professional Ethics into the Curriculum	View Document

1.3.2 Number of value-added courses for imparting transferable and life skills offered during last five years.

Response: 72

1.3.2.1 How many new value-added courses are added within the last five years

2019-20	2018-19	2017-18	2016-17	2015-16
16	19	12	14	11

File Description	Document
List of value added courses (Data Template)	View Document
Brochure or any other document relating to value added courses	View Document
Any additional information	View Document

1.3.3 Average Percentage of students enrolled in the courses under 1.3.2 above.

Response: 2.79

1.3.3.1 Number of students enrolled in subject related Certificate or Add-on programs year wise during last five years

2019-20	2018-19	2017-18	2016-17	2015-16
489	453	210	234	219

File Description	Document
List of students enrolled	View Document
Link for Additional Information	View Document

1.3.4 Percentage of students undertaking field projects/ internships / student projects (Data for the latest completed academic year)

Response: 36.56

1.3.4.1 Number of students undertaking field projects / internships / student projects

Response: 4576

File Description	Document
List of programs and number of students undertaking field projects / internships / student projects (Data Template)	View Document
Any additional information	View Document

1.4 Feedback System

1.4.1 Structured feedback for design and review of syllabus – semester-wise / year-wise is received from 1) Students, 2) Teachers, 3) Employers, 4) Alumni

Response: A. All 4 of the above

File Description	Document
Any additional information	View Document
Action taken report of the Institution on feedback report as minuted by the Governing Council, Syndicate, Board of Management	View Document
URL for stakeholder feedback report	View Document
Link for Additional Information	View Document

1.4.2 The feedback system of the Institution comprises of the following :

Response: A. Feedback collected, analysed and action taken and report made available on website

File Description	Document
URL for stakeholder feedback report	View Document
Link for Additional Information	View Document

Criterion 2 - Teaching-learning and Evaluation

2.1 Student Enrollment and Profile

2.1.1 Average Enrolment percentage (Average of last five years)

Response: 90.56

2.1.1.1 Number of students admitted year-wise during last five years

2019-20	2018-19	2017-18	2016-17	2015-16
4742	4455	4353	4228	3898

2.1.1.2 Number of sanctioned seats year wise during last five years

2019-20	2018-19	2017-18	2016-17	2015-16
5187	4877	4793	4699	4369

File Description

Document

Institutional data in prescribed format (Data Template)

[View Document](#)

Any additional information

[View Document](#)

Link for Additional Information

[View Document](#)

2.1.2 Average percentage of seats filled against reserved categories (SC, ST, OBC, Divyangjan, etc. as per applicable reservation policy) during the last five years (exclusive of supernumerary seats)

Response: 65.02

2.1.2.1 Number of actual students admitted from the reserved categories year wise during last five years

2019-20	2018-19	2017-18	2016-17	2015-16
2056	1954	1932	1891	1776

File Description	Document
Institutional data in prescribed format	View Document
Any additional information	View Document
Link for Additional Information	View Document

2.2 Catering to Student Diversity

2.2.1 The institution assesses the learning levels of the students and organises special Programmes for advanced learners and slow learners

Response:

PSGCAS believes that every student has talent and caters to different learners suitably, based on their learning styles, levels and capacity. The College organizes **Student Induction Programme (SIP)** for new batches of students, focusing on:

- Socialisation for smooth transition from school to college
- Supportive facilities for academic and overall performance of students
- Communication and Soft Skills Training, Personality Development and Motivation

Psychology Department conducts **Counselling** sessions for tutors to enable identifying **slow learners, mediocre learners and advanced learners** through personal interaction, classroom discussions and activities, performance in Continuous Assessments and Comprehensive Examinations.

Special programmes and activities organised for the respective categories of learners are:

Slow Learners:

- Dissemination of information regarding the **programmes and support systems** available to help the students pursue the programmes with confidence
- **Continuous monitoring** by the respective class tutors to keep track of the academic performance and progress
- Periodic **interaction by Tutors and Heads of the Departments** to understand and assist the students with issues that affect their ability to learn
- **Coordination with the parents of the learners** with difficulties, for identifying ways to provide help, both in the Institution and at home
- Distribution of **learning materials** prepared by course handling faculty
- **Remedial classes and coaching** for complex topics in courses
- **Systematic-training** to develop generic and covert skills, comprehension skills, self-learning and independent thinking
- **Peer-tutoring** by advanced learners
- Encouraging **co-learning with peers** through **assisted discussions and debates**
- **Group projects and group presentations** in order to encourage all the members to contribute according to their abilities
- **Supplementary examinations** for completion of courses

Mediocre Learners:

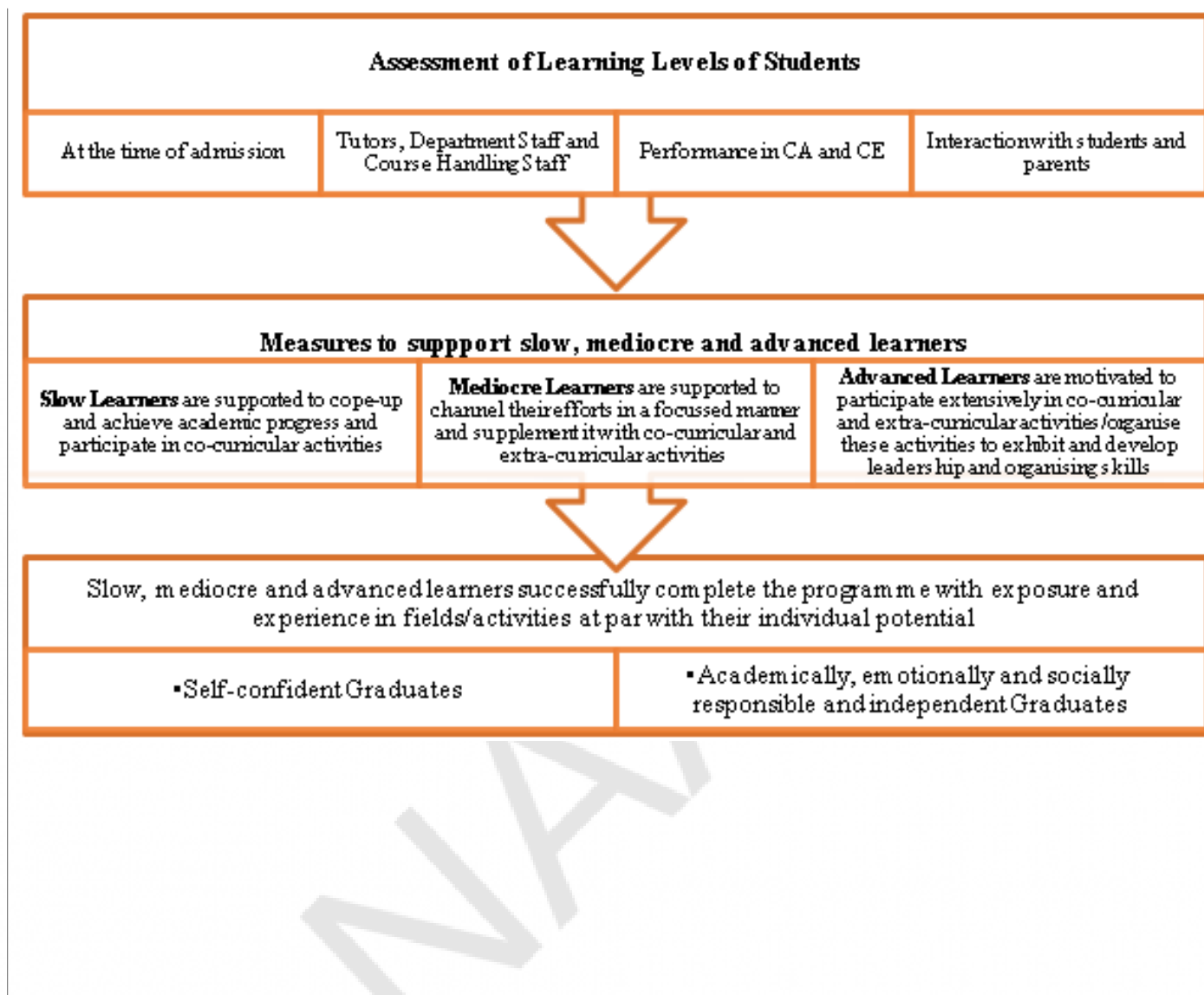
- Continuous **monitoring by the respective class tutors** to keep track of the academic performance and progress
- **Add-on – Certificate, Diploma and Advanced Diploma Courses**
- Debates, discussions, oratory competitions, essay writing **competitions organized by clubs and forums**
- Course instructors' guidance for referring **course-specific books and research journals**
- Access to books, journals, back-volumes, e-journals, magazines and digital library facilities

Advanced Learners:

- Sessions for **setting challenging life-goals** by reflecting on individual career and professional aspirations
- **Extra-credit courses**
- **Add-on – Diploma and Advanced Diploma Courses**
- Intra-department and Inter-department **literary competitions**
- Opportunities to **organize and participate** in debates, discussions, oratory competitions and essay writing **competitions organized by clubs and forums**
- **Projects / Research**
- Opportunities to apply for **Research Grants and sponsored projects**
- **Paper Presentations, Poster Presentations, Research Paper publications**
- Co-curricular and extra-curricular activities at **Inter-college and National level technical symposiums, conferences, workshops and competitions**
- Coaching for **competitive exams**
- **Career development short-term courses** such as IAS and NET/SET coaching classes
- Contributions to **College magazine and department newsletters**

Common Programmes for Slow, Mediocre and Advanced Learners

• Personal counselling and confidence-building workshops
• SEED Programme (Skill Enhancement and Employability Development Programme)
• Alumni-interaction
• Group projects and group presentations
• Internship
• Compulsory completion of MOOC course, as a component of the curriculum



File Description	Document
Any additional information	View Document

2.2.2 Student - Full time teacher ratio (Data for the latest completed academic year)	
Response: 21.47	
File Description	Document
Any additional information	View Document

2.3 Teaching- Learning Process

2.3.1 Student centric methods, such as experiential learning, participative learning and problem solving methodologies are used for enhancing learning experiences
Response:

PSG CAS endorses the use of a **balanced blend of heutagogy, andragogy and pedagogy** by the teachers, as facilitators of learning, to provide **psychologically and physically conducive learning environment** to the students, for their transformation from being dependant towards being **self-directed human beings**. The **curriculum and syllabi** are structured with components that enable incorporation of student centric learning methods in the teaching-learning process.

Experiential Learning:

- **Outbound Training, Extension Activities, Apprenticeship, Science Labs, Food Processing Technology laboratory, Catering Science and Hotel Management labs, Costume Design and Fashion laboratories, Nutrition and dietetics internship, Hospital posting in Clinical Nutrition**
- **Guest Lectures, Subject-based Industrial Visits, Demonstration, Field Work and Visits, Field Activities, Projects/Research and Hands-on Training**
- **86.9% of teachers** use these methods to promote team work, communication skill, motivation towards achieving goals, understanding of the concepts, applications, academic skills, life skills, self-initiation, self-assessment and peer-learning

Participative Learning:

- **Activity Based Learning, Debates, Seminars/Presentations, Group Discussions, Flipped Classrooms, Buzz groups, Focus Group Discussions, Students' art exhibitions**
- The activities of Book Reading club, Deep Focus Movie club, Quiz club, *Thirukural Peravai, Muthamil Mandram, Sindanai Mandram* (Thinkers' Association) and FACE (Forum for Active Campus Endeavours) augment **social learning**
- Collaborative programmes such as **BBA Logistics with Logistics Sector Skill Council, BCom Retail Marketing with TVS Group** and **BCom Business Process Services with TCS** are wholly student-centric
- **91.95% of teachers** use **Participative** methods to improve self-confidence, voluntary participation, peer-interactions, co-ordination, team spirit, concentration and provide co-learning environment for all participants

Problem-solving:

- **Design Thinking, Case Studies, Brainstorming, Mind-mapping, Class Quiz, Subject-based Research**
- **92% of the teachers** use **Problem solving** methods, based on the nature of courses, to encourage creative and innovative ideas, identification of cause-and-effect relationships, students' observation and analytical skills, convergent and divergent thinking, varied perspectives of real problems in society, situational and social awareness, cognitive skills etc.

ICT enabled Learning:

- **E-contents, e-resources, Google Classrooms, Mobile Learning, Power Point Presentations, Kahoot, WhatsApp, Youtube Videos, COIL (Collaborative Online International Learning), Quizlet, Quizzex, Crosswords, Jamboards**
- **100% of the teachers** use ICT enabled methods that **support effective individual and group learning**, gathering and exchanging ideas, self-paced learning and higher levels of understanding through audiovisuals

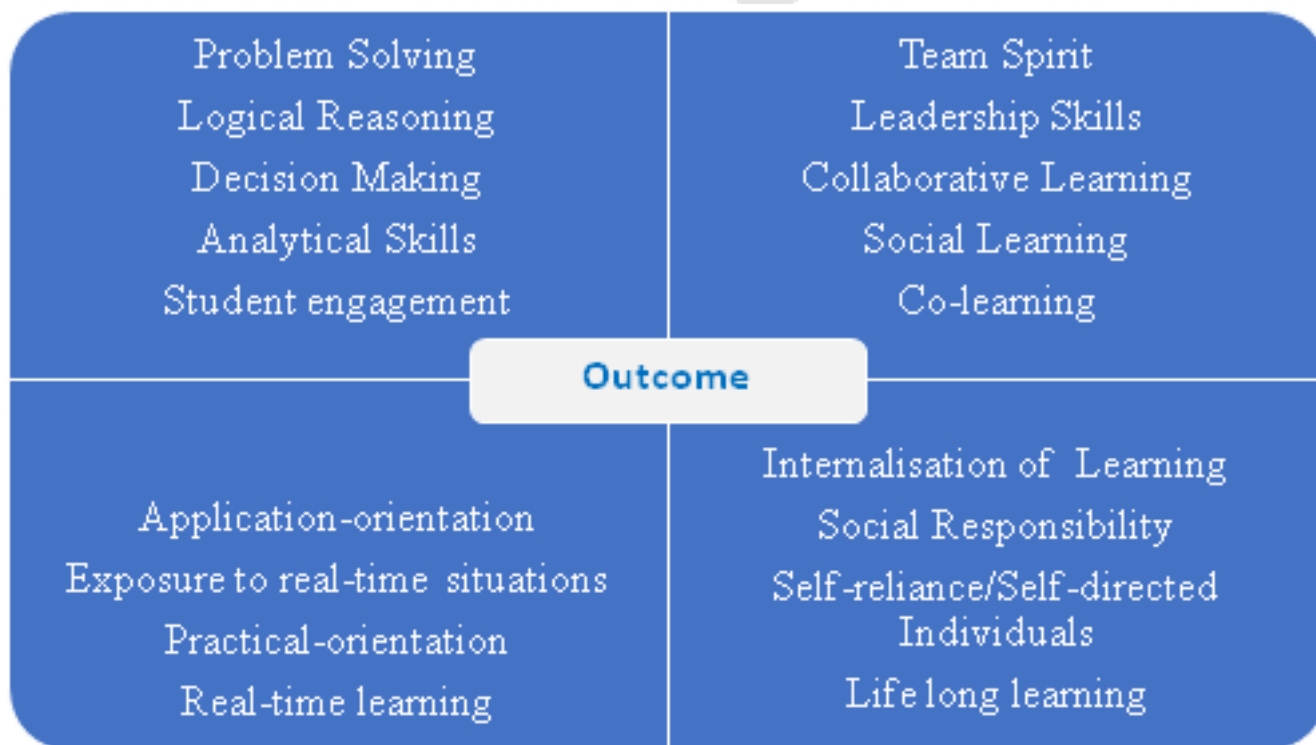
Simulation Learning:

- **Know Your Market** (Bazaar by students), *Padhivugal* (Students’ Film Festival) **Gateway** (Technology based competitions, **Litzeal** (Literary competitions), **Exuberance** (Culinary competitions), **Curry Masala** (Alumni event), **i-Bazaar**, **Street Treat**, are some of the events that provide real-world learning arena
- **62.4% of teachers** use simulation-based learning methods such as **Role Play, Management-based simulation games, Science-based simulation games, Model Building** and **Drama/Skit**
- **Simulation** enables committing mistakes and learning through experience, stress free learning environment, realisation of significance of Emotional Intelligence, ethics, empathy and social skills

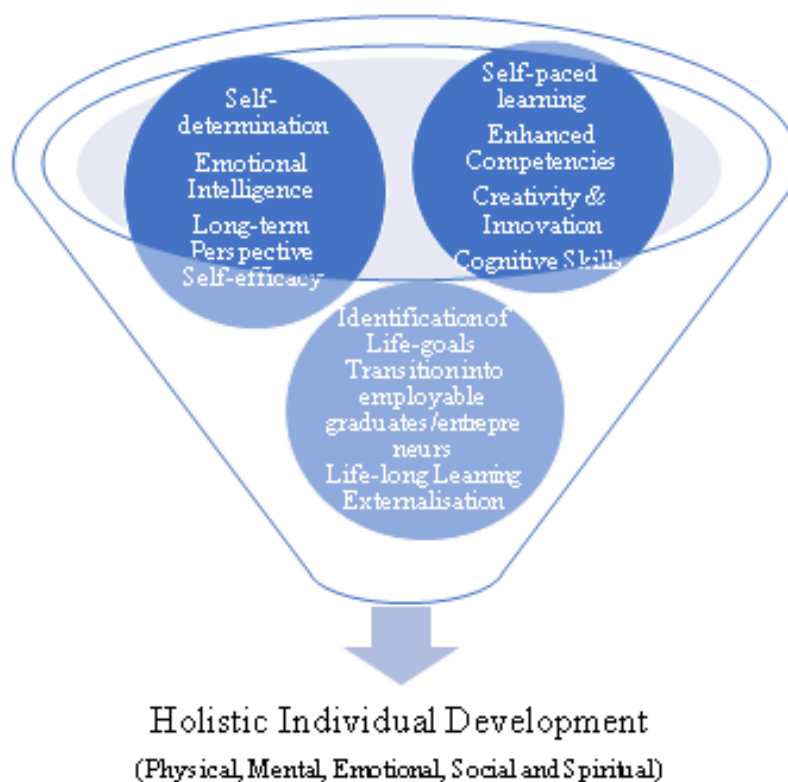
Tradition Learning:

- **Chalk and talk, Story-telling, Lecture, Assignments, Question-Answer Interaction**
- **96.05%** of the teachers use these methods that are effective for all types of learners (visual, kinaesthetic and auditory), enabling instant explanation of complex concepts with examples for better understanding, higher levels of academic competitiveness and enhanced attentiveness

Outcome of student-centric methods:



Impact of student-centric methods:



File Description	Document
Any additional information	View Document

2.3.2 Teachers use ICT enabled tools including online resources for effective teaching and learning process.

Response:

Intensive use of ICT enabled tools including online resources for effective teaching and learning process is strongly supported by the Institution. The college has customized **Integrated Academic and Administrative Management Information System (LAUDEA)**, as a comprehensive tool for faculty, staff and students.

- The **entire campus** is 24x7 Wi-Fi enabled
- The **ICT committee** of the college ensures that the latest technology aids are made available in the College
- **Special lectures and technical sessions are arranged for the faculty** members to upgrade technical knowledge in their domains by inviting experts from Industry and utilise them to the utmost benefit of the learning fraternity
- All faculty members use ICT tools and resources for teaching
- Management sponsored FDPs and programmes by **PSG Centre for Academic Research and Excellence (PSGCARE)** equip teachers with knowledge and skills to utilise ICT enabled tools and develop e- content
- **Laptops, desktops, printers and LCD projectors** available across all departments to augment the

traditional teaching-learning methods

- **Laboratories, Seminar Halls, Auditorium, Library Conference Hall and other Conference rooms** are well equipped with ICT facilities
- **Interactive learning** is enabled by teachers through the use of video conferencing, quizzes and polls
- An **EDUSAT Laboratory, Media studio and Communication Skills Centre** are used for **e-content development** by the faculty
- Need-based **mobile learning** is encouraged by faculty
- **Educational videos, clippings of course-oriented videos**, relevant speeches by eminent persons are used in classes by the faculty to complement the course lectures
- Teachers have developed over 209 e-contents, video clippings and power point presentations for the courses
- **Theory classes and laboratory sessions** are conducted through Google Meet
- **Collaborative Online International Learning (COIL)** is facilitated by few teachers
- **Continuous Internal Assessments** are conducted in online mode
- **Comprehensive Examinations** are conducted online through **EFH (Exam-From- Home)** software
- **Valuation** of answer scripts are done online
- **e-library resources and online content** are used for dynamic delivery of courses
- **Online applications and platforms** are used for classes, assessments and assign e-assignments through **Google classroom**
- Seminars, Conferences, Workshops and Guest lectures on **courses-oriented themes, general and health awareness, gender-sensitisation, safety/cyber security and entrepreneurship** are organized by the teachers through **virtual mode**
- EBSCO Business Source Premier, N-LIST, Capitaline Plus, CMIE Prowess and INDIASTAT.com Database are used by teachers for teaching and research
- **Virtual Field Visits** are arranged as a compulsory component of Environmental Studies course
- **Laptops, interactive boards, LED/LCD projector, scanners, microphone, photo copiers, portable drives, flash drives, CDs, DVDs** etc. are used by teachers, depending on the nature and necessity of the courses handled by them
- PSGCAS is one of the **active local chapters of NPTEL** since 2016
- As a part of continuous learning process, the faculty members complete MOOCs offered by NPTEL/SWAYAM and other such online learning platforms
- Learning Management System-Moodle, has been launched for creating technology-based personalised learning environment
- Teachers use **e-mail, WhatsApp groups, Institutional Group SMS and LAUDEA Student App** for communicating with the students regarding academic and administrative related matters and gathering
- Students' Feedback on curriculum and faculty are collected through **LAUDEA Student App** and Google Forms



File Description	Document
Any additional information	View Document
Provide link for webpage describing ICT enabled tools including online resources for effective teaching and learning process	View Document

2.3.3 Ratio of students to mentor for academic and other related issues (Data for the latest completed academic year)

Response: 50:1

2.3.3.1 Number of mentors

Response: 248

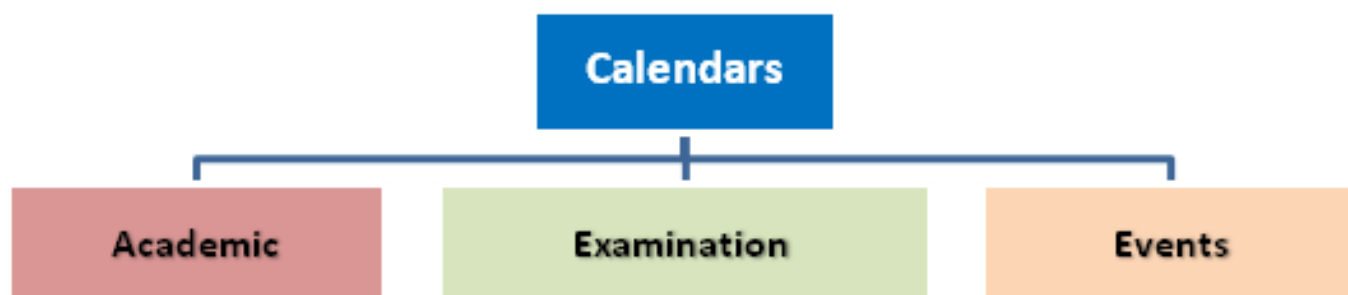
File Description	Document
Upload year wise, number of students enrolled and full time teachers on roll	View Document
Circulars pertaining to assigning mentors to mentees	View Document
Any additional information	View Document

2.3.4 Preparation and adherence of Academic Calendar and Teaching plans by the institution**Response:**

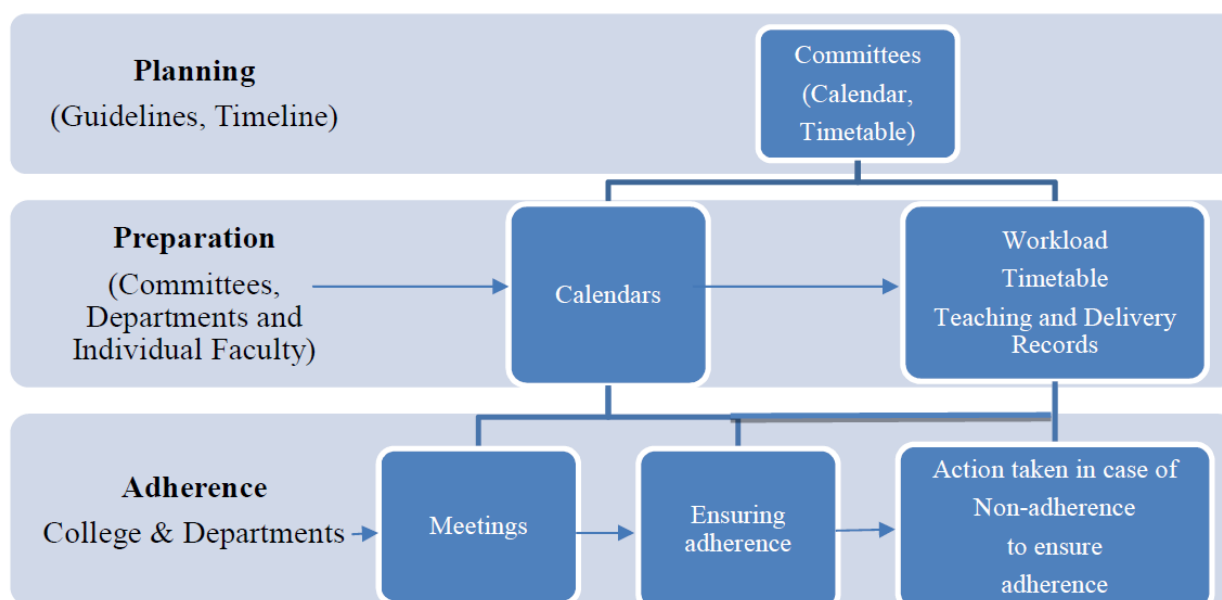
The Academic Calendar Committee prepares the Academic Calendar annually. The process involves setting guidelines, timeline and planning, with a series of meetings with the Principal, Admission Section, Controller of Examinations, Associations etc. to fix the dates for activities.

The calendar encompasses:

- **Number of working days**, along with the **last working day for the odd and even semesters**
- **Dates of Continuous Assessment (CA) tests and Comprehensive Examinations (CE)**
- **Government holidays** as per the announcements by the Central and/or State Governments
- The probable dates for the **annual events** by the Students' Council
- **Day Order** followed by the dates **for effective tracking and follow-up of teaching plans**
- Provision of two or three extra working days, in addition to **90 working days per semester**, to adjust the loss of working days, in case of any **holidays declared due to unforeseen reasons**
- **Compensatory working days** are conducted on Saturdays for the missed days of work, as and when necessary
- **Hard copies of the Academic Calendar** are issued to the students and staff
- **Soft copy of the calendar** is uploaded in the **College website**
- **Examination Calendar** and **Events Calendar** are prepared to enable smooth conduct of curricular, co-curricular and extra-curricular activities

**Teaching Plans:**

- The curricula of all programmes are well structured, with the total number of **teaching hours allocated for the courses** based on their weightage/credits and hours required to complete each unit indicated therein
- **Course and workload allotment** to individual faculty members, is made well in advance for each semester, to enable teaching plan preparation
- **Master Time Table** is prepared by **Timetable Committee**, incorporating optimum usage of the common teaching-learning facilities by batches of students during different shifts
- Preparation of **Class Timetable** in coordination with the departments handling Inter-departmental and Language courses
- **Day Order system with five hours of classes per day**, with each class of 60 minutes duration is the norm
- **Course allotment to the teachers, class time-table, class attendance entry, CA marks entry, faculty profile, students' profile** etc. are managed through the customized MIS – **LAUDEA**
- **Substitution** for teachers on leave and **compensation** by them later are planned in advance
- **Date, topic to be covered, tools to be used and activities to be assigned** are filled by the course teacher in the Teaching Plan and Delivery Record
- **Teaching Plan and Delivery Record** for each course is maintained as soft copy from the last academic year as an initiative for moving towards an environment-friendly, paperless system
- Completion of prescribed portions for the CA Tests and CE are ensured by the Heads of Departments, through regular reviews
- In the event of any changes in the academic calendar due to **unanticipated situations, necessary compensatory sessions** are planned at the Institutional level to adhere to the prescribed norms
- Academic and Administrative Audit (AAA), Annual ISO Audit by TUV Rheinland (ISO 9001:2015 Certification) and Internal Audits ensure compliance



File Description	Document
Upload Academic Calendar and Teaching plans for five years	View Document

2.4 Teacher Profile and Quality

2.4.1 Average percentage of full time teachers against sanctioned posts during the last five years

Response: 100

File Description	Document
Year wise full time teachers and sanctioned posts for 5 years(Data Template)	View Document
List of the faculty members authenticated by the Head of HEI	View Document
Any additional information	View Document

2.4.2 Average percentage of full time teachers with Ph. D. / D.M. / M.Ch. / D.N.B Superspeciality / D.Sc. / D.Litt. during the last five years (consider only highest degree for count)

Response: 53.41

2.4.2.1 Number of full time teachers with *Ph.D./D.M/M.Ch./D.N.B Superspeciality/D.Sc./D’Lit.* year wise during the last five years

2019-20	2018-19	2017-18	2016-17	2015-16
398	282	238	207	190

File Description	Document
Institutional data in prescribed format (Data Template)	View Document
Any additional information	View Document
Link for Additional Information	View Document

2.4.3 Average teaching experience of full time teachers in the same institution (Data for the latest completed academic year in number of years)

Response: 7.32

2.4.3.1 Total experience of full-time teachers

Response: 4270

File Description	Document
Institutional data in prescribed format	View Document
Any additional information	View Document

2.5 Evaluation Process and Reforms

2.5.1 Average number of days from the date of last semester-end/ year- end examination till the declaration of results year-wise during the last five years

Response: 19.33

2.5.1.1 Number of days from the date of last semester-end/ year- end examination till the declaration of results year wise during the last five years

2019-20	2018-19	2017-18	2016-17	2015-16
23.43	16.58	17.65	19.7	19.28

File Description	Document
Institutional data in prescribed format (Data Template)	View Document
Any additional information	View Document
Link for Additional Information	View Document

2.5.2 Average percentage of student complaints/grievances about evaluation against total number appeared in the examinations during the last five years

Response: 0.79

2.5.2.1 Number of complaints/grievances about evaluation year wise during the last five years

2019-20	2018-19	2017-18	2016-17	2015-16
0	100	100	100	100

File Description	Document
Number of complaints and total number of students appeared year wise	View Document
Any additional information	View Document
Link for Additional Information	View Document

2.5.3 IT integration and reforms in the examination procedures and processes including Continuous Internal Assessment (CIA) have brought in considerable improvement in Examination Management System (EMS) of the Institution

Response:

Extensive IT integration and reforms have been implemented in the examination procedures and processes. This is an initiative towards paperless processes, emphasizing ecological concerns and expediting the examination scheduling, conducting, valuation and results declaration.

IT integration in the examination procedures and processes:

- **Software support** for the Examination Section is provided by **LAUDEA (customised MIS)**, which is an end-to-end solution to cater to the needs of all stakeholders
- Maintenance of **complete profile of the enrolled students of all batches**
- Generation of programme-wise students strength report which includes defaulters list, fees paid students list and programme-wise fees paid list
- **Online examination application form and fees payment**
- Posting **Exam Schedule in the College website**
- **Online hall tickets, hall allotment and attendance sheets** for each examination session. Students can note the block name, hall number and seating arrangement half-an-hour before the commencement of each examination
- Examination halls and seat allotment information to students through Mobile App.
- Hall statement, along with the hall invigilators list generation by following the guidelines given by the Chief Controller of Examinations
- **Communication** with internal faculty/examiners regarding invigilation assignments, question paper setting and valuation orders **through e-mails**
- Communication of Orders for question paper setting by external examiners and Orders for valuation through e-mails
- Obtaining Comprehensive Examinations Question papers as **soft copies** from the question papers setters through e-mails
- Tracking of the status of the answer scripts with the help of bundle numbers
- Online **Continuous Assessment (CA) Mark entry by the course handling faculty**
- **Uploading CE marks** into the server with the help of mark entry operators **in the presence of the examiners who valued the answer scripts**
- Assigning dummy roll numbers to answer scripts for valuation
- Results processing and publication through Mobile App, e-mail and College Website within three weeks from the date of completion of last examination
- **Online Project Viva-voce – Comprehensive Examinations** due to Covid – 19 Pandemic

- **Online Theory examinations** through (EFH – Exam-From- Home)
- **Online CA and CE Practical examinations**
- Provision for the students to **view their final Continuous Assessment marks** (Consolidation of I CA, II CA, Assignments, Seminar, Class Participation, Field work, Presentations, Case studies, Group Discussions etc.)
- **Online applications** for retotaling, reevaluation, obtaining photo copy of answer scripts, reappearing for examination, additional paper examination, special supplementary examination and duplicate mark sheets
- Course-wise **Result Analysis Reports** are generated for Continuous Internal Assessments

Timeline of implementation of ICT in Examination Procedures and Processes, through LAUDEA (customised MIS) Features	
Exam Feature	Implementation Month/Year
Manage External Examiners	October 2019
Manage Exam Halls	October 2019
Theory Mark Entry	December 2019
Result Publishing by Email, Mobile, Website	December 2020
Hall Ticket for Regular and Add-On Examination	March 2020
Subject wise Fee Statement	March 2020
Pre-exam Reports	March 2020
Generate Practical Batches	March 2020
Practical Reports	March 2020
Manage Practical Batches	April 2020
Practical Mark Entry	April 2020
Manage Theory Exam Schedule (Conflicts and Unscheduled)	April 2020
Date-wise Strength Report	April 2020
Scribe Student Handling	April 2020
Manage Theory Bundles	April 2020
Exporting Dummy Roll Numbers and Bundle Cover Numbers	May 2020
Export of CE Marks for Theory and Practical	May 2020
Online Project/Training Mark Entry	June 2020
Subject wise Hall details	September 2020
Invigilator Importer and Email, SMS notification	September 2020

Reforms in the examination procedures and processes:

All information pertaining to Examinations are elaborated in the college website. The directive guidelines given in the website are as follows:

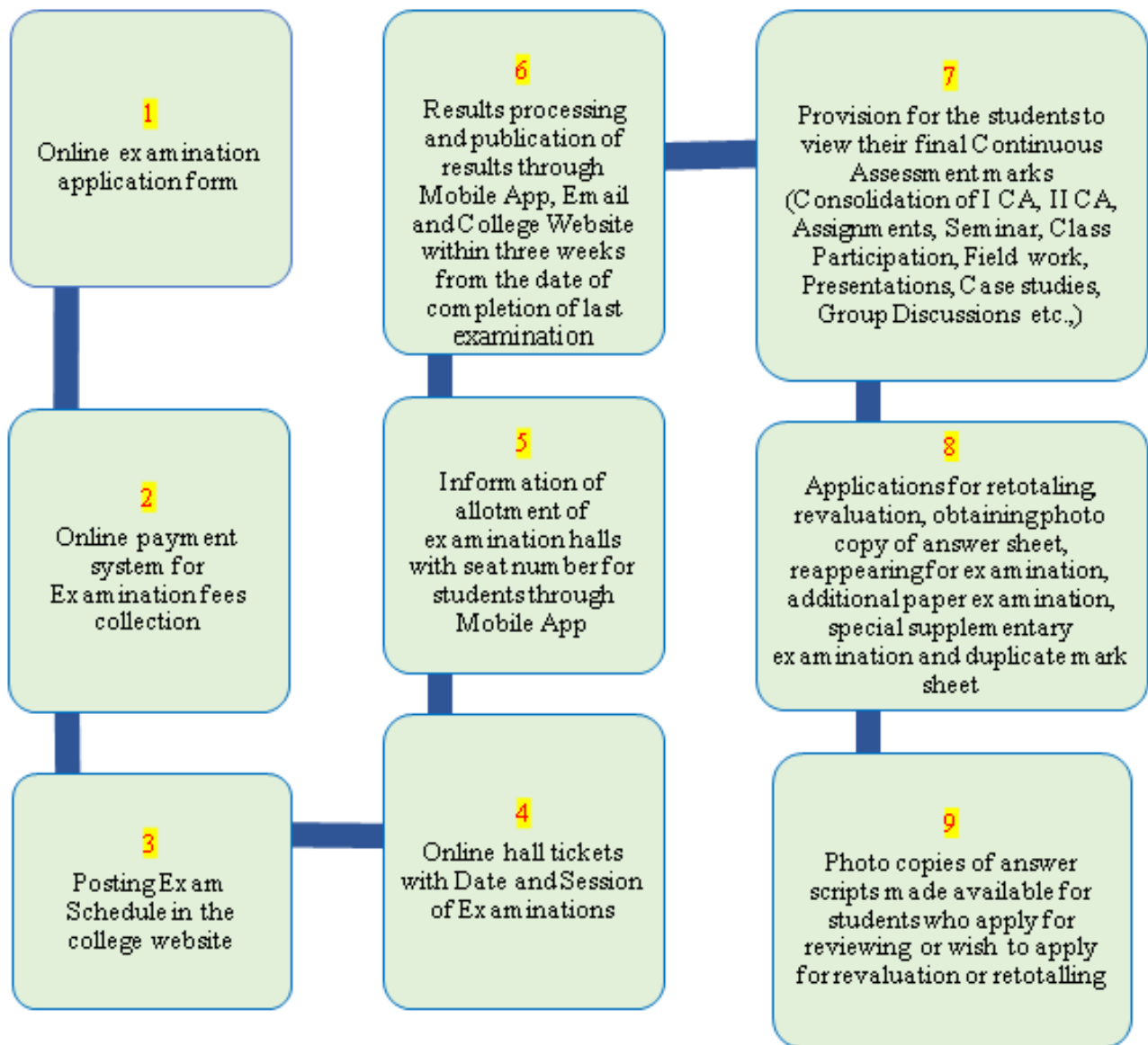
- All **Comprehensive examinations** (theory & practical) are conducted **twice a year** in November/December and April/May
- Additional and **Special Supplementary Examinations** are conducted in June every year

- 75% of attendance is compulsory to appear for Comprehensive Examinations
- Students having a minimum of 75% of attendance in the practical classes alone will be eligible to submit record note books and appear for both CA & CE practical examinations. Students shall be permitted to appear for the practical examinations only with the submission of bonafide records
- Announcement of examination dates in advance and strict adherence to them
- Students can access Examination Time Table in College Website
- Facilities are provided for students to pay examination fees through online
- **Photo copies of answer scripts** made available to students applying for reviewing, revaluation or retotalling
- **Transparency** in the examination system
- **Online access to Examination Time Table, hall tickets and seating plan** to students for every day examination
- Provision for UG students to write **Comprehensive Examinations in English or Tamil**, by following prescribed procedure
- Procedural details and online application forms for obtaining Provisional Certificate, copies of transcripts, Duplicate Mark Statement / Consolidated Statement of Marks, Rank Certificates

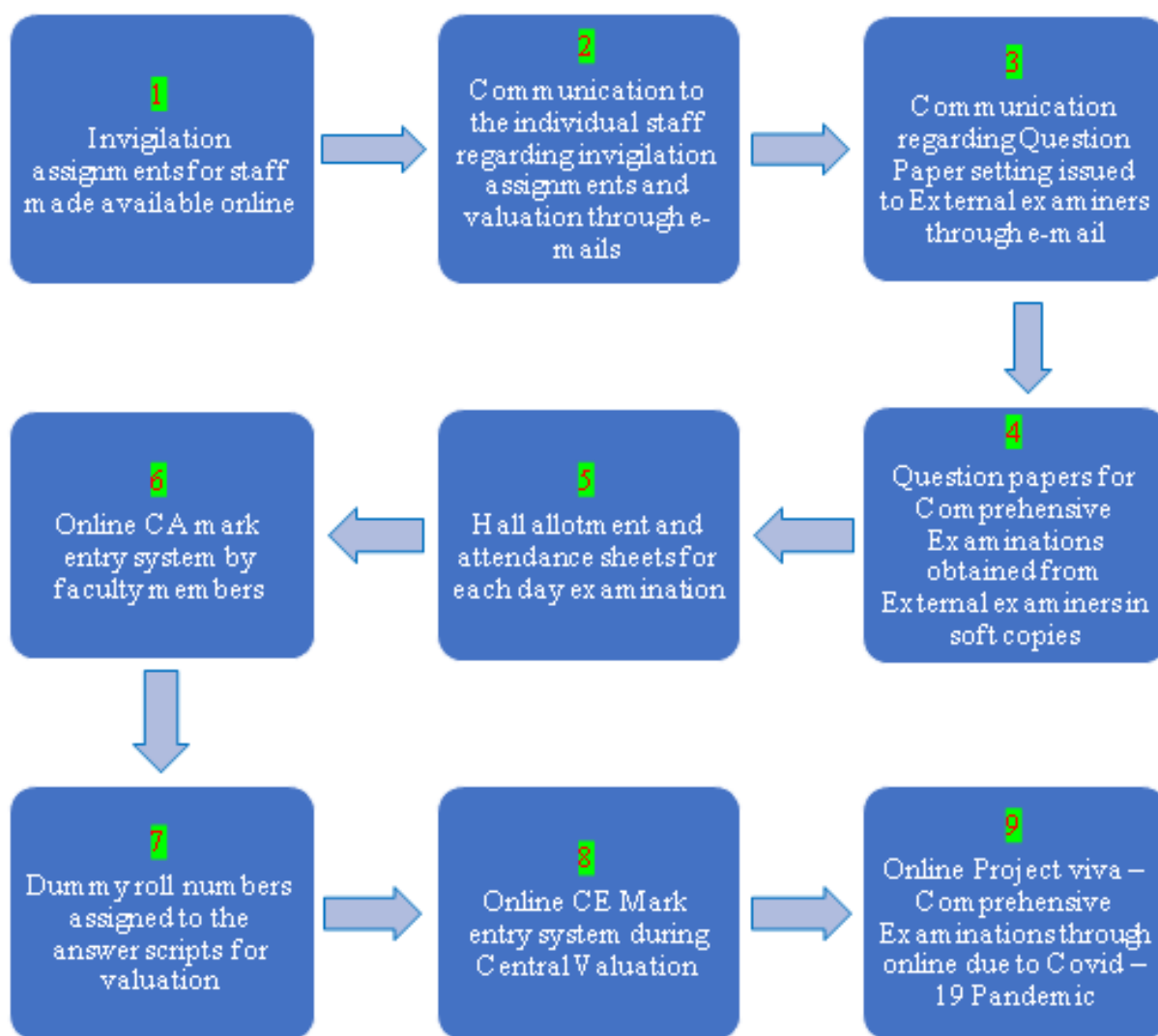
Improvement in Examination Management System (EMS) of the Institution:

- Effective examination administration
- Efficient data storage, retrieval and documentation
- Well-organized time and resources management
- Conducting exams as scheduled and stream-lined valuation procedures
- Announcement of results within three weeks from the date of the last examination

Examination Reforms



Examination Procedure Reforms



File Description	Document
Any additional information	View Document
Link for Additional Information	View Document

2.6 Student Performance and Learning Outcomes

2.6.1 Programme and course outcomes for all Programmes offered by the institution are stated and displayed on website and communicated to teachers and students.

Response:

PSGCAS adopted **Outcome Based Education**, comprehending that the primary need of current time is to focus on challenges of 21st century education such as student engagement, **equipping students with 21st century knowledge, skills and attitudes**, allowing continuous improvement in curriculum, encouraging life-long learning, ensuring appropriate examination system and reinforcing teaching-learning reforms.

- Outcome Based Education **ensures that educational activities focus on Higher Order**

Learning, based on achievable and measurable outcomes

- The Vision and Mission of PSGCAS, with emphasis on three components namely, Domain Specific Skills (Curriculum Based Aspects), Domain Independent Skills and Where the graduate is going to work are **defined and propagated to all the stakeholders**
- IQAC had organized several workshops, seminars and extensive discussions on OBE, for all the teachers, for enabling them to frame the Vision and Mission of the departments and **PEOs, PSOs, POs and COs** for their respective programmes and courses
- The Course Outcomes for each course are framed by the respective department staff and sent along with syllabi to **external subject experts** for suggestions and finalized in Board of Studies
- Mapping of PEOs with Mission, PEOs with PSOs and POs, COs with POs are analyzed and finalized by the departments
- Knowledge levels for each unit are identified and mapped in the syllabus

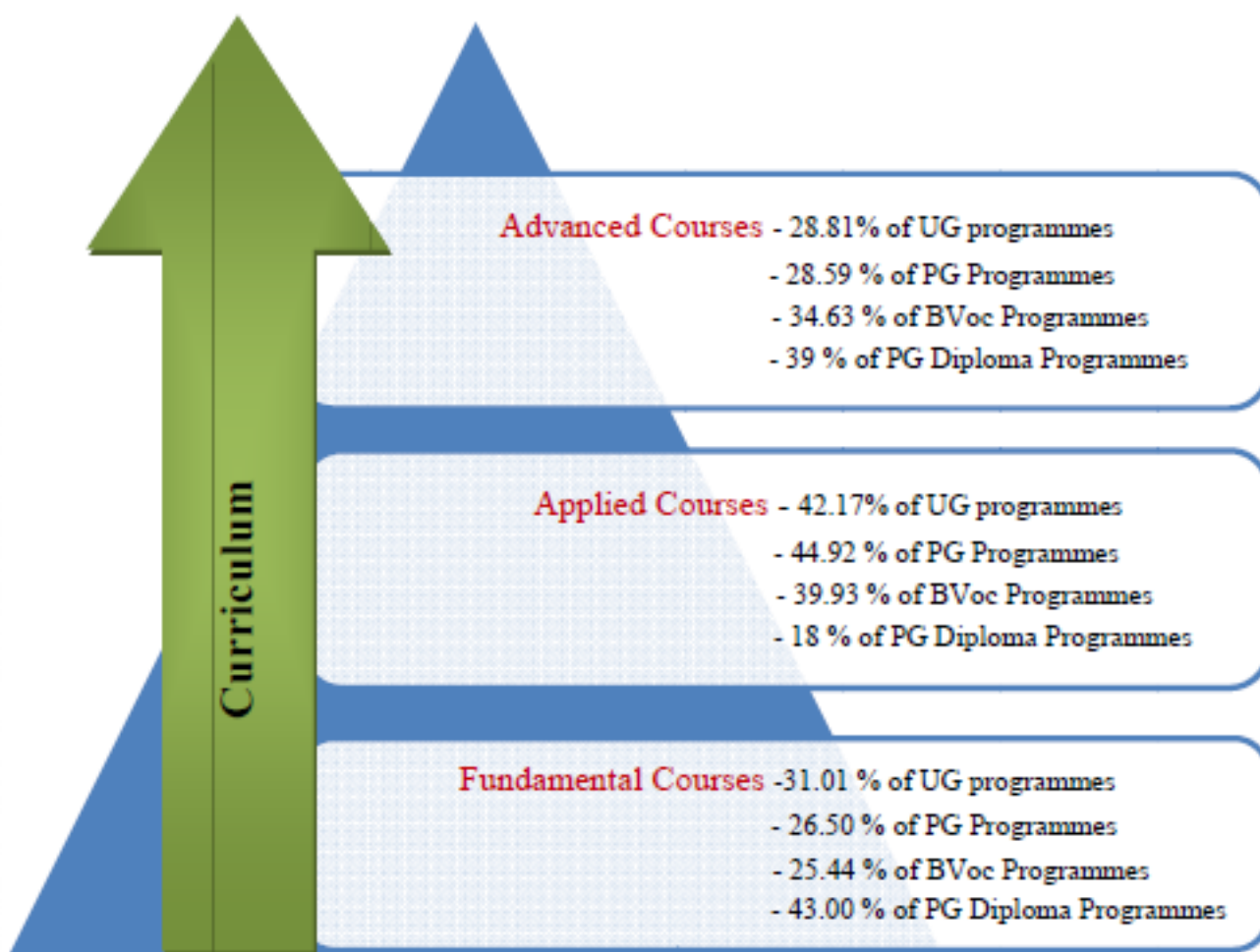
POs focus on enabling students to

- Engage in continuous professional development
- Function effectively with social responsibility as leader or member of teams
- Demonstrate professional ethics, encourage community living and contribute to Nation-building initiatives
- Engage in life-long learning

COs focus on enabling students to

- Understand course-specific concepts
- Gain domain-specific knowledge
- Analyse and apply knowledge appropriately
- Design and develop solutions for problems

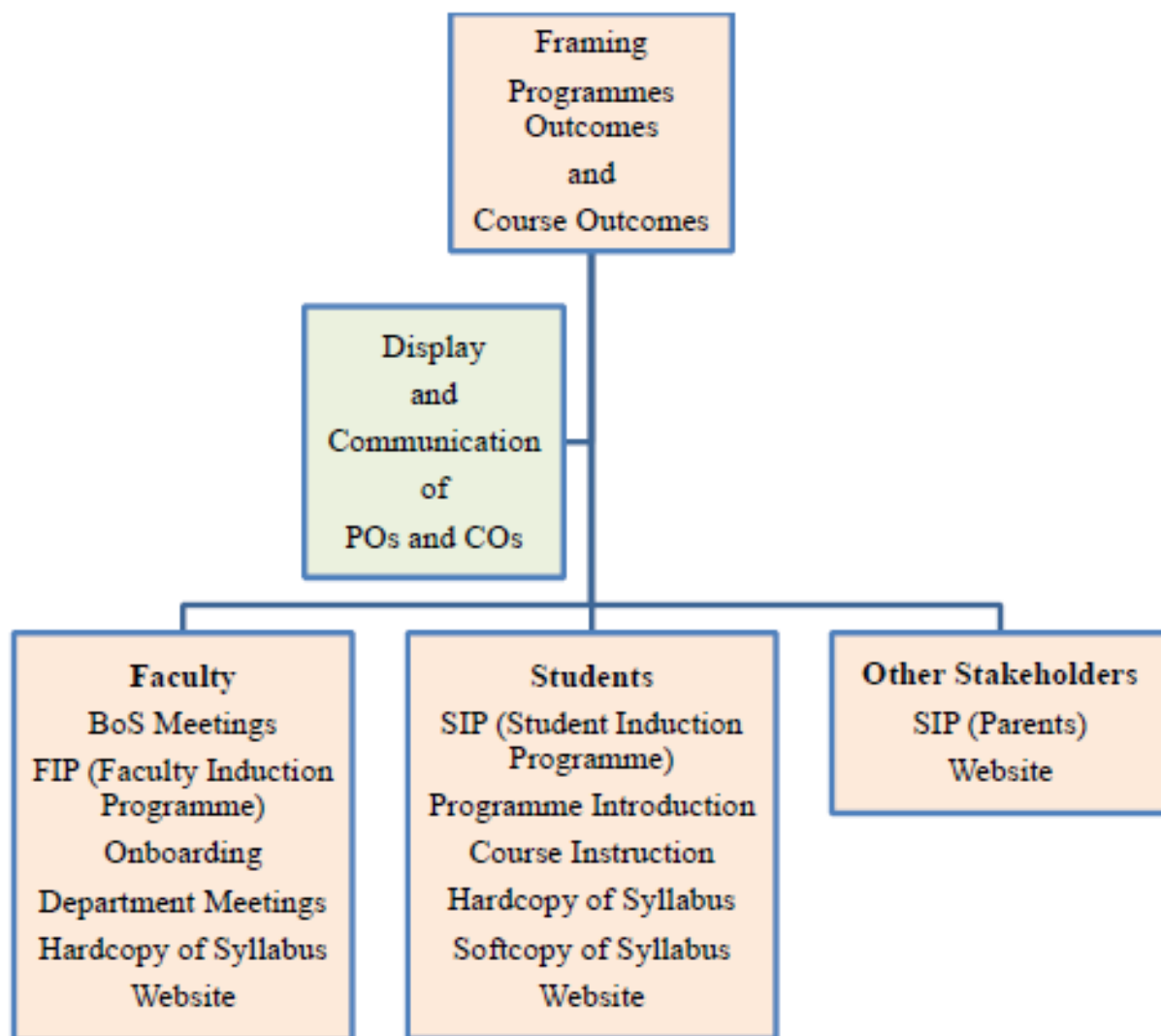
Course Category	Outcome
Fundamental Courses	Remember and understand concepts, theories and domain specific information
Applied Courses	Apply and analyse the learnt concepts, theories and knowledge
Advanced Courses	Evaluate and Create using the gained knowledge



Mechanism of Communication

- **Vision and Mission** of the Institution are displayed in the **website** of the College, put up in the main block and **IQAC** and included in the **Academic Calendar & Handbook**
- Departments have displayed their **Vision and Mission** in their **respective departments**
- **PEOs, PSOs and POs** of all the programmes are displayed in the **website under the respective departments**
- **Hard and soft copies of syllabus with Course Outcomes** are shared with the teachers and students
- A **hard copy of the syllabus** is maintained in every department for ready reference
- New batches of students are made aware of PEOs, POs, and PSOs right from **Student Induction Programme (SIP)**
- COs of a specific course are **explained by the course teacher** to the students **while introducing the course, at the beginning of a semester**
- **Curricular and co-curricular activities** are organized in **congruence with the POs and COs**

Mechanism of Display and Communication of POs and COs:



File Description	Document
Upload COs for all courses (exemplars from Glossary)	View Document

2.6.2 Attainment of programme outcomes and course outcomes are evaluated by the institution.

Response:

Measurable and achievable Programme Outcomes and Course Outcomes are framed. Adoption, implementation and success of Outcome Based Education depend on the attainment of the POs and COs.

- The **POs are adequately and appropriately addressed** through the right selection of core courses, elective or advanced courses, laboratory courses, project work, internships, training, seminars and other curricular components.
- PSGCAS, being an autonomous institution, provides complete autonomy to the teachers to adopt the best components and assessment tools for their respective courses with approval by the academic heads.
- IQAC of PSGCAS periodically organizes **interactive sessions with internal, external, alumni**

and student members for deriving valuable and feasible suggestions and expectations **regarding the programmes offered, course design and teaching-learning methodologies** adopted. These interactions provide **strong platform for obtaining 360° views on the insights of all the stakeholders** of the institution.

Attainment and evaluation of Course Outcomes

- COs are measured using the following **direct methods** that provide concrete base for assessing if the student has assimilated knowledge of the course taught
 - Continuous Assessment Tests (Two compulsory assessments per course)
 - Comprehensive Examination
 - 100% Internal Assessment Courses with compulsory components
 - Assignments
 - Laboratory experiments / exercises
 - Projects and Viva-voce examination
 - Internships / Industrial Training viva-voce examination
 - Seminars and Presentations
 - Case studies and Role Play
 - In-class individual and group activities
- COs are assessed using suitable weightage allocation to Continuous Assessment and Comprehensive Examination marks (100% CA or 25% CA-75% CE or 40% CA-60% CE)
- **Result Analysis Reports** of all the courses are generated based on students' marks in Continuous Assessments and Comprehensive Examinations
- When the assessment is in consonance with the COs, the performance of the students will indicate the attainment of COs. When all the COs of all the courses in a programme are attained, it indicates the attainment of the POs

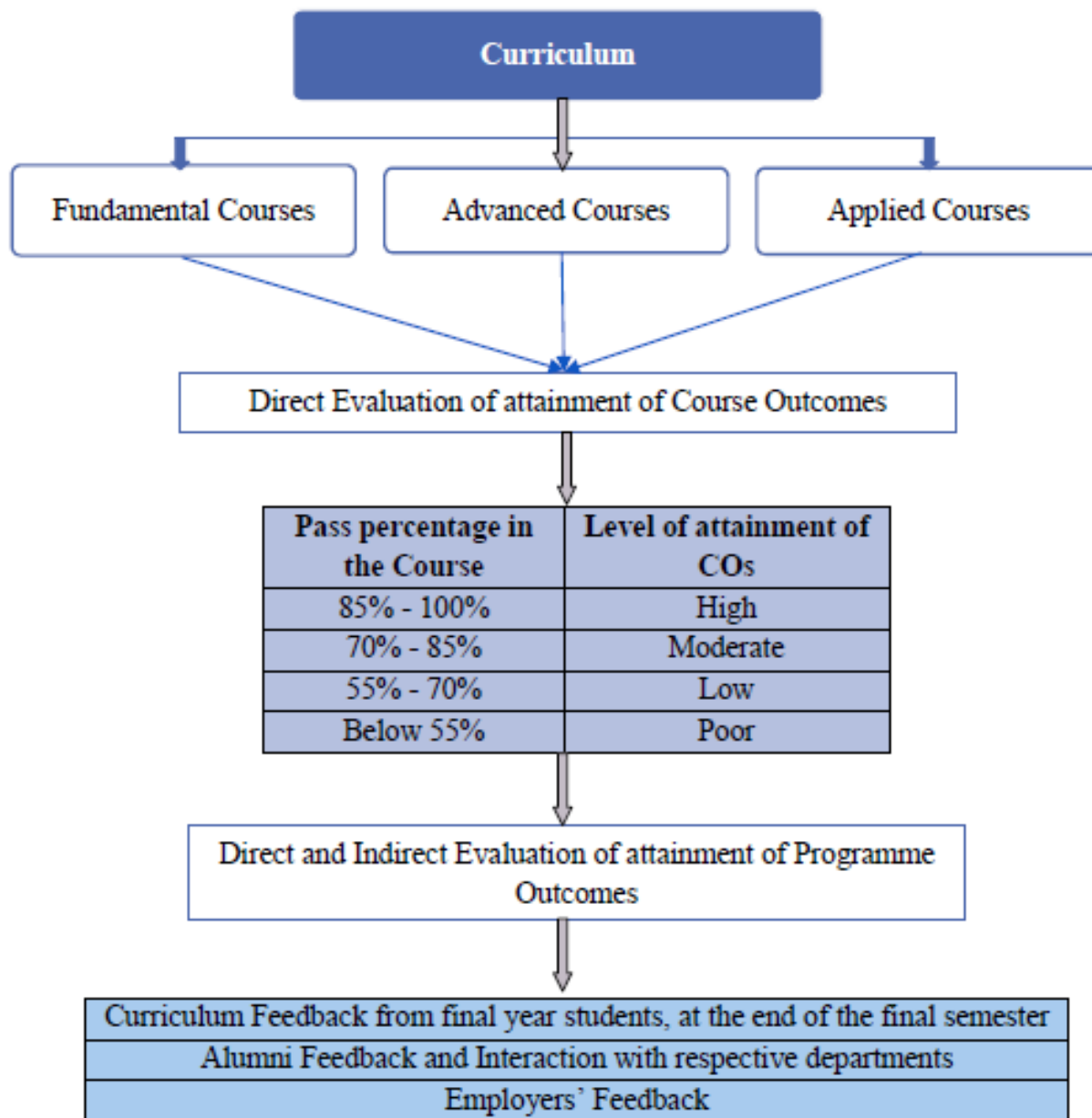
Pass percentage in the Course	Level of attainment of COs
85% - 100%	High
70% - 85%	Moderate
55% - 70%	Low
Below 55%	Poor

- Consistent **high pass percentage of students in the courses is indication** of the high attainment of the Course Outcomes

Attainment and evaluation of Programme Outcomes:

- POs are evaluated through **direct and indirect methods**
 - **Curriculum Feedback** from final year students, at the end of the final semester
 - **Alumni Feedback** and Interaction with respective departments
 - **Employers' Feedback**
- Number of students opting for higher studies, alumni as successful professionals, entrepreneurs and

employees of reputed organisations, number of placements, alumni employed in Government organisations and Civil Services are indicators of the attainment of Programme Outcomes



File Description	Document
Any additional information	View Document

2.6.3 Pass Percentage of students(Data for the latest completed academic year)

Response: 96.59

2.6.3.1 Total number of final year students who passed the examination conducted by Institution.

Response: 4045

2.6.3.2 Total number of final year students who appeared for the examination conducted by the Institution.

Response: 4188

File Description	Document
Upload List of Programmes and number of students passed and appeared in the final year examination(Data Template)	View Document
Any additional information	View Document
Link for additional information	View Document
Link for the annual report	View Document

2.7 Student Satisfaction Survey**2.7.1 Online student satisfaction survey regarding teaching learning process**

Response: 3.24

File Description	Document
Upload database of all currently enrolled students	View Document

Criterion 3 - Research, Innovations and Extension

3.1 Promotion of Research and Facilities

3.1.1 The institution's Research facilities are frequently updated and there is a well defined policy for promotion of research which is uploaded on the institutional website and implemented

Response:

The research facilities in terms of laboratory space, equipment, consumables, IT infrastructure, online resources, books etc., are incrementally upgraded. The College offers M.Phil. and Ph.D. Programmes in 24 disciplines.

Laboratories and Equipment:

- Total of 73 laboratories including 16 Computer laboratories
- Specialized laboratories for Immunotechnology, Textile Microbiology, PTC, ACC, Bioinformatics, IoT, Design and Development, Multimedia etc
- Procurement of high-end equipments: LCMS, Trinocular Phase Contrast Microscope, Minus 80 Degrees deep freezer, Inverted fluorescence microscope, Electrochemical workstation etc
- Food Processing Centre's Quality Control Laboratory - 788 beneficiaries
- **Central Research Laboratory (CRL)** with high end equipment offers analytical and interpretation services -1080 beneficiaries
- The research involving animal experiments utilises the **State-of-the-art PSG Animal facility at PSG Institute of Medical Sciences and Research**, an ISO 9001:2008 certified facility and is registered with CPCSEA for small animals
- From 2015-16 to 2019-20, Rs. 1122.45 lakhs and Rs. 309.58 lakhs have been spent as capital and operational expenditures, respectively towards research through the management and sponsored funds
- DST-FIST scheme of Rs. 57.54 lakhs has enabled the upgradation of laboratory infrastructure of nine PG & Research Programmes
- Rs. 40 lakhs have been mobilised for 8 Departments to augment UG laboratories under DBT STAR College Scheme

Library Resources:

- Latest publications in the fields of Life Sciences, Physical Sciences, Chemical Sciences, Business Studies, Economics, Humanities and Social Sciences are continuously added and the College subscribes 300 journals of national and international repute
- E-Resources: EBSCO Business Source Premier, N-LIST, Capitaline Plus Database, CMIE Prowess, INDIASTAT.com and SCOPUS
- Access to millions of Networked Library Resources through DELNET
- PSGCAS Library serves as a repository of 534 Ph.D theses. (40,000+ list of Journals, 5,000+ Full-text E-journals, 1,00,000+ Thesis/Dissertations)
- Scholarly Communication: Faculty research database via. PSGCAS-IRINS, Vidhwan, PSGCAS Google Scholar.
- Faculty Research Archive of PSGCAS: Institutional Repository has been created for publication by faculty members

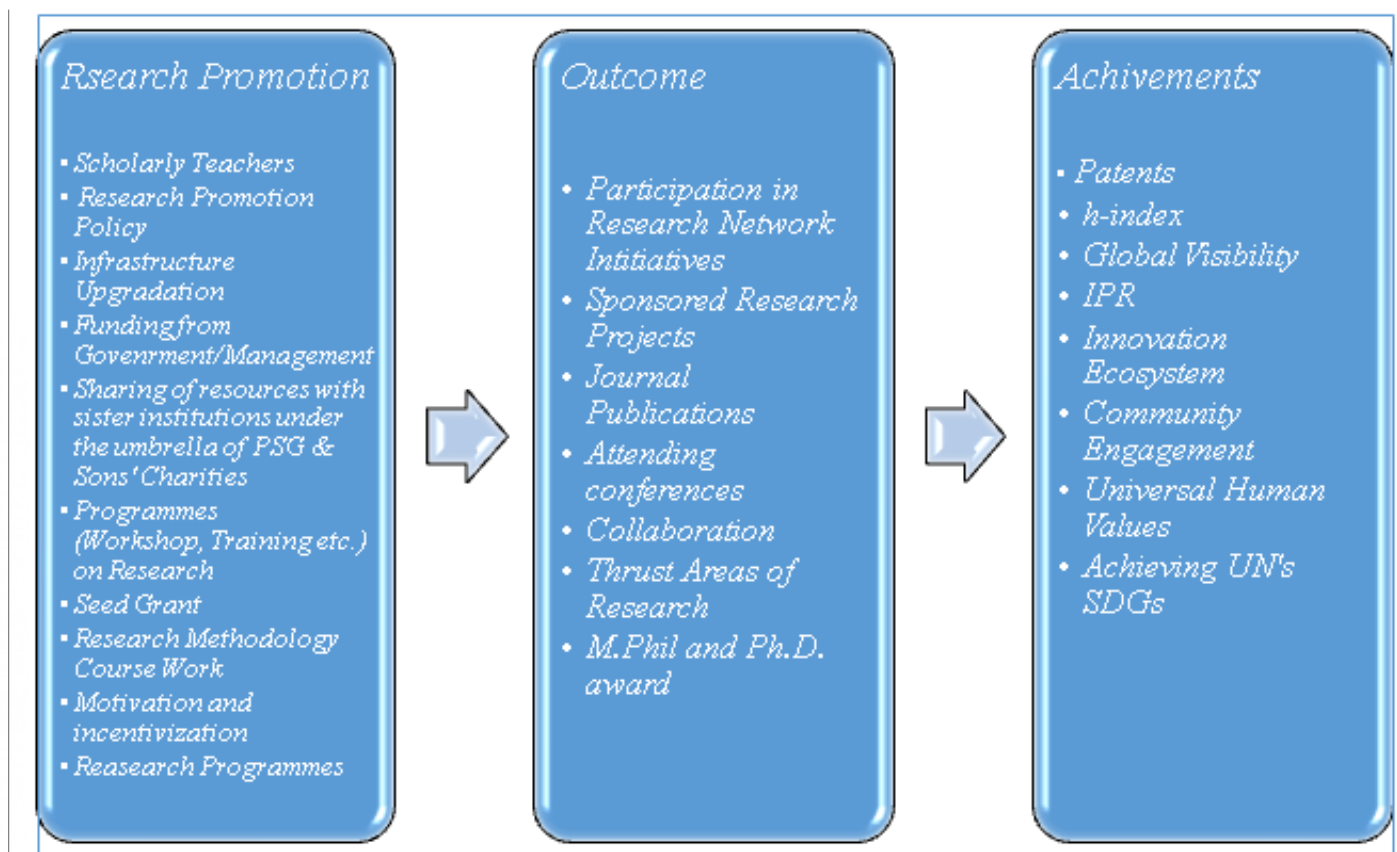
- Plagiarism check using Turnitin software

Research Advisory Committee (RAC) promotes research at all levels through structured mechanism as stated in the **well-defined Policy for Promotion of Research**

- **Group/individual projects** for students
- **Research Methodology courses**
- **Research/IPR related quality programmes** for research scholars and teachers
- **Research Record Book**
- **Inter-Departmental/Institutional Collaboration**
- **Motivation and incentivization** for teachers to promote quality publications and projects
- Channelling research activities towards **Thrust areas of Research**
- Teachers and Scholars seek advice on research funding from the **Research Adviser** appointed by the Management.
- Rs.4.7 Lakhs have been sanctioned by the institution during 2020 as Seed Grant to promote research
- Research Report is sent to the Management annually.

Impact (2015-2016 to 2019-2020):

- 343 PhD scholars were awarded degree during the last five years
- 398 (53.5 %) teachers are Doctorate degree holders and 227 teachers are recognised guides
- 1 Patent – Awarded and 9 filed/published
- College's h-index has risen from 43 to 47
- Overall 79 research project grants to the tune of Rs.607 lakhs were obtained
- 361 research publications in Scopus/SCI/SCIE Journals in last five years
- 53 MoUs signed
- 85 students have been qualified for CSIR/GATE Examinations
- 72 scholars received scholarship for research from several funding agencies



File Description	Document
Minutes of the Governing Council/ Syndicate/Board of Management related to research promotion policy adoption	View Document
Any additional information	View Document
URL of Policy document on promotion of research uploaded on website	View Document

3.1.2 The institution provides seed money to its teachers for research (average per year, INR in Lakhs)

Response: 0.94

3.1.2.1 The amount of seed money provided by institution to its faculty year-wise during the last five years (INR in lakhs).

2019-20	2018-19	2017-18	2016-17	2015-16
4.7	0	0	0	0

File Description	Document
Minutes of the relevant bodies of the Institution	View Document
List of teachers receiving grant and details of grant received	View Document
Any additional information	View Document

3.1.3 Percentage of teachers awarded national / international fellowship for advanced studies/research during the last five years

Response: 0.58

3.1.3.1 The number of teachers awarded national / international fellowship for advanced studies / research year wise during last five years

2019-20	2018-19	2017-18	2016-17	2015-16
3	3	0	4	4

File Description	Document
List of teachers and their international fellowship details	View Document
e-copies of the award letters of the teachers	View Document

3.2 Resource Mobilization for Research

3.2.1 Grants received from Government and non-governmental agencies for research projects, endowments, Chairs in the institution during the last five years (INR in Lakhs)

Response: 607.81

3.2.1.1 Total Grants from Government and non-governmental agencies for research projects , endowments, Chairs in the institution during the last five years (INR in Lakhs)

2019-20	2018-19	2017-18	2016-17	2015-16
123.341	65.883	139.419	50.583	228.587

File Description	Document
List of project and grant details	View Document
e-copies of the grant award letters for research projects sponsored by government and non-government	View Document
Any additional information	View Document

3.2.2 Percentage of teachers having research projects during the last five years

Response: 2.85

3.2.2.1 Number of teachers having research projects during the last five years

2019-20	2018-19	2017-18	2016-17	2015-16
13	6	21	5	24

File Description	Document
Names of teachers having research projects	View Document
Any additional information	View Document

3.2.3 Percentage of teachers recognised as research guides

Response: 38.94

3.2.3.1 Number of teachers recognized as research guides

Response: 227

File Description	Document
Upload copies of the letter of the university recognizing faculty as research guides	View Document
Any additional information	View Document

3.2.4 Average percentage of departments having Research projects funded by government and non-government agencies during the last five years

Response: 27.33

3.2.4.1 Number of departments having Research projects funded by government and non-

government agencies during the last five years

2019-20	2018-19	2017-18	2016-17	2015-16
10	4	11	5	11

3.2.4.2 Number of departments offering academic programmes

2019-20	2018-19	2017-18	2016-17	2015-16
30	30	30	30	30

File Description	Document
Supporting document from Funding Agency	View Document
List of research projects and funding details	View Document
Paste link to funding agency website	View Document

3.3 Innovation Ecosystem

3.3.1 Institution has created an eco system for innovations, creation and transfer of knowledge supported by dedicated centers for research, entrepreneurship, community orientation, Incubation etc.

Response:

The College makes paramount contribution in creating, nurturing and promoting Innovation and Entrepreneurship skills among students through enriched curriculum and systematic activities. From 2015-2020, **1287 training programmes** have been conducted to promote innovation, research, technical skills, IPR and entrepreneurship development skills for students and public.

Centre for Innovation, Incubation and Entrepreneurship (CII& E) aims at systematic knowledge dissemination with year-round activities, as follows:

I. Design Thinking and Ideation workshops

Innopreneur's Club established by Students promotes generation of innovative ideas.

Institution's Innovation Council (IIC) focuses on Innovation, IPR, Incubation support, Start-up venture, and Entrepreneurship promotion.

- Innovative skill training programmes, innovation contests, hackathons & annual i-week (inno-

venture, i-bazaar)

- 45 programmes by Innopreneur's club - around 350 beneficiaries every year
- IIC has organized 243 programmes from 2018-2020 to develop innovation culture among the students and faculty members

II. Dedicated Centres for Research

Research Advisory Committee (RAC) guides on compliance with ethical requirements and funding proposals through Research Promotion Policy.

- **Central Research Laboratory and Biosciences laboratories** focus on cutting edge innovation and research in **biosciences, nanotechnology and bioinformatics**
- **Food Processing Centre, Nutrition and Catering laboratories** for training and mentoring **foodpreneurs**
- **Specialised research laboratories** facilitate **facultypreneurs and studpreneurs** – viz., **GIS** and Environmental Monitoring Laboratory, **prototyping facility in Electronics, Media laboratory** for creative ventures in mass media, communication for **mediapreneurs etc.**
- **DST-FIST laboratories** in 9 PG Science Departments
- **Skill Training Centre and designing laboratories for texpreneurs**

More than 300 external stakeholders are benefitted and **50% of the trainees** have started their businesses.

III. Business Incubation Centre and Entrepreneurship Development Cell (EDC)

Exclusive **Entrepreneurship Development Programmes (EDPs)** are organized on new product development, marketing, network support and mentor entrepreneurs.

PSGCAS Business Incubation Centre (3000 sq.ft.) as makerspace and incubation facility. PSGCAS has collaborated with federations (MSME, CODISSIA, CII, FICCI-FLO, NAN, NEN, Yi, Yuva etc.) for networking and mentoring support. More than 800 beneficiaries are trained in **Food Processing Centre** and **Skill Training Centre**.

Between 2015 and 2020, **EDC** has conducted 40 Entrepreneurship Awareness Camps (EAC), 5 Women-EDPs, 6 EDPs and 5 Technology-based EDPs in Food Processing, Costume Designing and Skill training (5900 students, and 600 public beneficiaries), through a cumulative sponsorship of Rs.31,00,00 received from various agencies.

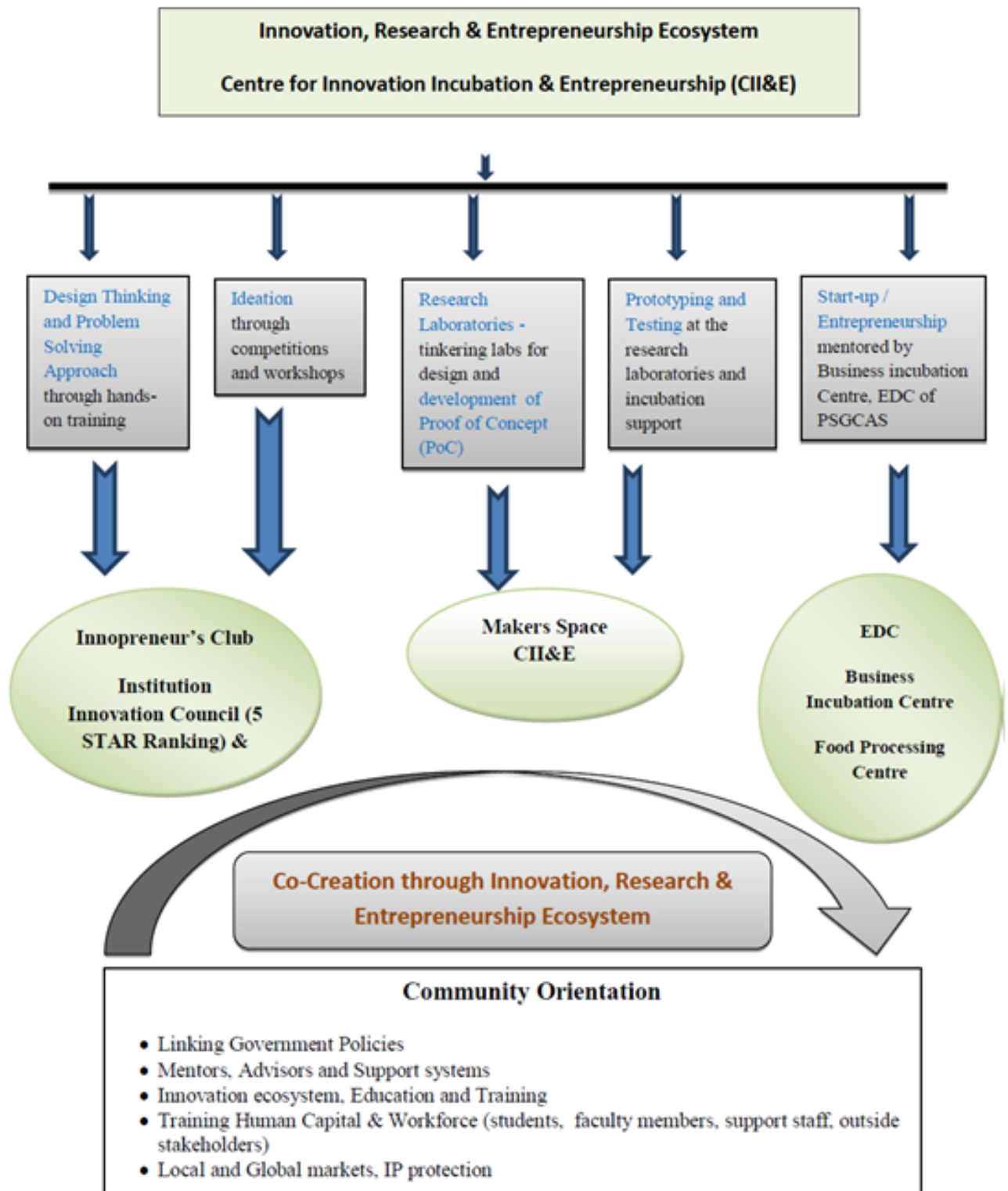
Ranking

IIC PSGCAS has been ranked with Five Star by Ministry of Human Resource Development (MHRD) for 2019-2020 and secured 96.67 with above 100 activities.

Band A (6th to 25th) in ARIIA ranking among Government Aided College category in National ranking.

PSGCAS strongly believe in open source and sharing of knowledge. Entrepreneurship ecosystem of PSGCAS aims on orienting community by capacity building of emerging innovators; development of innovations from ideation to impactful solutions; mediating innovation ecosystem through education and

trainings; mentoring and providing support system for incubatees; providing network, marketing and technical support; nurturing an all-round support system for promoting I&E activities in the locale.



File Description	Document
Upload any additional information	View Document
Paste link for additional information	View Document

3.3.2 Number of workshops/seminars conducted on Research methodology, Intellectual Property Rights (IPR), entrepreneurship, skill development during the last five years.

Response: 1287

3.3.2.1 Total number of workshops/seminars conducted on Research methodology, Intellectual Property Rights (IPR), entrepreneurship, skill development year-wise during the last five years.

2019-20	2018-19	2017-18	2016-17	2015-16
526	217	210	178	156

File Description	Document
Report of the event	View Document
List of workshops/seminars during last 5 years	View Document
Any additional information	View Document

3.4 Research Publications and Awards

3.4.1 The Institution ensures implementation of its stated Code of Ethics for research through the following: 1. Inclusion of research ethics in the research methodology course work 2. Presence of Ethics committee 3. Plagiarism check through software 4. Research Advisory Committee

Response: A. All of the above

File Description	Document
Any additional information	View Document

3.4.2 Number of Ph.D's registered per teacher (as per the data given w.r.t recognized Ph.D guides/supervisors provided at 3.2.3 metric) during the last five years

Response: 1.28

3.4.2.1 How many Ph.Ds are registered within last 5 years

Response: 291

3.4.2.2 Number of teachers recognized as guides during the last five years

Response: 227

File Description	Document
List of PhD scholars and their details like name of the guide , title of thesis, year of award etc	View Document
URL to the research page on HEI web site	View Document

3.4.3 Number of research papers per teachers in the Journals notified on UGC website during the last five years

Response: 2.75

3.4.3.1 Number of research papers in the Journals notified on UGC website during the last five years

2019-20	2018-19	2017-18	2016-17	2015-16
496	288	203	153	188

File Description	Document
List of research papers by title, author, department, name and year of publication	View Document
Any additional information	View Document

3.4.4 Number of books and chapters in edited volumes / books published per teacher during the last five years

Response: 0.58

3.4.4.1 Total number of books and chapters in edited volumes/books published and papers in national/ international conference proceedings year-wise during last five years

2019-20	2018-19	2017-18	2016-17	2015-16
109	73	30	38	29

File Description	Document
List books and chapters in edited volumes / books published	View Document
Any additional information	View Document

3.4.5 Bibliometrics of the publications during the last five years based on average citation index in Scopus/ Web of Science or PubMed

Response: 4.38

File Description	Document
Bibliometrics of the publications during the last five years	View Document
Any additional information	View Document

3.4.6 Bibliometrics of the publications during the last five years based on Scopus/ Web of Science - h-index of the Institution

Response: 17.5

File Description	Document
Bibliometrics of publications based on Scopus/ Web of Science - h-index of the Institution	View Document
Any additional information	View Document

3.5 Consultancy

3.5.1 Revenue generated from consultancy and corporate training during the last five years (INR in Lakhs).

Response: 155.58

3.5.1.1 Total amount generated from consultancy and corporate training year-wise during the last five years (INR in lakhs).

2019-20	2018-19	2017-18	2016-17	2015-16
29	44.5	31.7	30.70	19.68

File Description	Document
List of consultants and revenue generated by them	View Document
Audited statements of accounts indicating the revenue generated through consultancy and corporate training	View Document

3.5.2 Total amount spent on developing facilities, training teachers and staff for undertaking consultancy during the last five years (INR in Lakhs).

Response: 122.9

3.5.2.1 Total amount spent on developing facilities, training teachers and staff for undertaking consultancy during the last five years (INR in Lakhs)

2019-20	2018-19	2017-18	2016-17	2015-16
14.12133	0.15063	0.05300	0.32100	108.2581

File Description	Document
List of training programmes, teachers and staff trained for undertaking consultancy	View Document
List of facilities and staff available for undertaking consultancy	View Document
Audited statements of accounts indicating the expenditure incurred on developing facilities and training teachers and staff for undertaking consultancy	View Document
Any additional information	View Document

3.6 Extension Activities

3.6.1 Extension activities are carried out in the neighbourhood community, -sensitising students to social issues, for their holistic development, and impact thereof during the last five years

Response:

PSGCAS has augmented the visibility of excellence in dissemination of knowledge through Public service/outreach and is committed to help our nation achieve Sustainable Development Goals. Neighbourhood networking towards sustained community development is an inherent component of the Campus Culture.

- All the extension activities of the College offer a transformative learning environment fostering social responsibility and community engagement. It is practised across all disciplines and thus is incorporated into the curriculum under Part V Non-CGPA Credit Course
- An exclusive course in Community Nutrition in BSc Nutrition Programme and Field Work is an inherent component in Social Work Programme(PG)
- Credits are given for the active participation in NSS and NCC. The volunteers and cadets participate in tree plantation, blood donation, *Swachh Bharat & Swasth Bharat* activities, environment protection etc., with the neighbourhood community and sending of relief materials and rendering of services during natural calamities. *Unnat Bharat Abhiyan* and *Swach Bharat* and *Swach Survekshan* propaganda is done during the rural communities visit
- Students actively immerse in community through internships in most of the Programmes, Community oriented research, field work, village camps, hospital posting and field visits
- Democratic functioning of *Manavar Manram* (Student's council), various forums and Department Associations enhance their social citizenship roles
- Organic and long-term linkages with the Governmental Agencies and NGOs make these activities impactful
- Teachers and students immerse themselves in community-based participatory approach enabling knowledge-sharing and knowledge-mobilisation not only in the five adopted villages (*Kalangal, Lakshminaickenpalayam, Sellakaraichal, Sithanaickenpalayam and Thimanaickenpalayam*) but also, in all their outreach activities
- Activities carried out in the adopted villages:
 - Nutritional education and basic computer skills
 - Yoga Practice
 - Awareness on Drug Abuse and Digital India
 - Distribution of Saplings
 - Renovation of toilets to make the villages ODF
- The students are also extensively involved in various community-based programmes like *Daan Utsav*, Charity Auction, Book Bank etc

The motto of PSG and Sons' Charities '*Serving and Sharing*' has pervaded into generations of stakeholders and is further intensified through all these activities. The impact can be summarised as follows:

- A sense of empathy, social responsibility and the concept of Nation Development is infused into the minds of the students
- Students become aware of local rural realities and develop an understanding of rural wisdom and lifestyle and identify opportunities for contributing to community's socio-economic improvements
- Reciprocal knowledge-sharing and knowledge-mobilisation
- Students and Teachers embark on a mission to improve the quality of life of rural people by educating Village Children for their better future. Empowering Youth and Women through various awareness generation programmes
- Students who graduate from PSGCAS are committed citizens and leaders ready to participate in building stronger communities and societies. They are evolved into national investment with personal integrity and values
- Student volunteers have partnered with *Thiyana Foundation* (NGO) to formulate sustainable marketing strategies for the clay pot makers under the *Zero Hunger Challenge* (UN's SDGs) and were offered honorary visit to participate in UN Youth Conclave

File Description	Document
Upload Any additional information	View Document

3.6.2 Number of awards and recognition received by the Institution, its teachers and students for extension activities from Government / Government recognised bodies during last five years

Response: 12

3.6.2.1 Total number of awards and recognition received for extension activities from Government/ Government recognised bodies year-wise during the last five years.

2019-20	2018-19	2017-18	2016-17	2015-16
7	2	0	0	3

File Description	Document
Number of awards for extension activities in last 5 year	View Document
e-copy of the award letters	View Document
Any additional information	View Document

3.6.3 Number of extension and outreach programs conducted by the institution through NSS/NCC, Government and Government recognised bodies during the last five years

Response: 113

3.6.3.1 Number of extension and outreach programs conducted by the institution through NSS/NCC, Government and Government recognised bodies during the last five years

2019-20	2018-19	2017-18	2016-17	2015-16
30	25	14	24	20

File Description	Document
Reports of the event organized	View Document
Number of extension and outreach Programmes conducted with industry, community etc for the last five years	View Document

3.6.4 Average percentage of students participating in extension activities listed at 3.6.3 above during the last five years**Response:** 19.26**3.6.4.1 Total number of students participating in extension activities listed at 3.6.3 above year-wise during the last five years.**

2019-20	2018-19	2017-18	2016-17	2015-16
1500	2700	1600	3500	1500

File Description	Document
Reports of the event	View Document
Average percentage of students participating in extension activities with Govt or NGO etc	View Document

3.7 Collaboration**3.7.1 Number of Collaborative activities per year for research/ faculty exchange/ student exchange/ internship/ on –the-job training/ project work****Response:** 905.8**3.7.1.1 Total number of Collaborative activities per year for research/ faculty exchange/ student exchange/ internship/ on –the-job training/ project work**

2019-20	2018-19	2017-18	2016-17	2015-16
627	1858	777	789	478

File Description	Document
Number of Collaborative activities for research, faculty etc	View Document
Copies of collaboration	View Document
Any additional information	View Document

3.7.2 Number of functional MoUs with institutions of national, international importance, other institutions, industries, corporate houses etc. during the last five years (only functional MoUs with ongoing activities to be considered)

Response: 36**3.7.2.1 Number of functional MoUs with institutions of national, international importance, other Institutions, industries, corporate houses etc. year wise during last five years**

2019-20	2018-19	2017-18	2016-17	2015-16
14	7	2	5	8

File Description	Document
e-copies of the MoUs with institution/ industry/ corporate house	View Document
Details of functional MoUs with institutions of national, international importance, other Institutions etc during the last five years	View Document
Any additional information	View Document

Criterion 4 - Infrastructure and Learning Resources

4.1 Physical Facilities

4.1.1 The Institution has adequate infrastructure and physical facilities for teaching- learning. viz., classrooms, laboratories, computing equipment etc.

Response:

The Institution has adequate infrastructure and physical facilities for teaching – learning, viz., classrooms, laboratories, computing equipment, etc.

Classrooms, Laboratory and other infrastructure facilities

- The campus spread across **58.521 acres** to provide a conducive and inspiring environment with the basic amenities. Continuous infrastructure developmental activities have resulted in world class facilities for all the stakeholders
- The existing infrastructure for Teaching and Learning is adequate than the requirements specified by the affiliating University
- A total of **126 programmes** are offered by the College in five shifts which enables the optimum utilisation of the infrastructure
- Ten academic blocks covering an area of **783654 sq.ft.** comprise **257 classrooms with Wi-Fi connectivity and LAN including 171 classrooms with LCD projectors**
- **Ten ICT enabled seminar / multipurpose halls** additionally contribute to the academic activities of the Departments
- There are **73 laboratories** including centralised facilities like Central Research Laboratory, Communication Skills Centre, Multimedia Laboratory, Bioinformatics Laboratory, Tissue Culture Laboratory etc.

IT infrastructure

- There are 2383 computers with i3, i5 and i7 processors having 8 & 4 GB RAM, 500 GB and 1 TB hard disks configurations, only for academic purpose
- The College is provided with other ICT supportive infrastructure such as 14 servers, 178 printers, 3 smart boards, 220 LCD projectors, 2 Routers and 1 Firewall

Library

- PSG CAS library is spacious, with built-in area of **24200 sq.ft.** (2 floors) and is adequately ventilated
- Automated with ILMS (KOHA)
- Collection of **1,34,626 volumes** and subscription of **296 periodicals** including journals and magazines
- Fugitsu SP1130 scanner and printer for bulk scanning
- Reprographic facility

Support facilities

- Separate browsing centre with 24 computers exclusively for students
- Food processing centre
- Skill training centre
- Typewriting centre with 24 machines
- A book depot of 3210 sq. ft. with adequate stock
- Mulberry garden, Semi natural pond and Museum
- Herbal garden with a collection of medicinal plants
- *Nakshatra Vriksha* – Star plantation based on Indian Astronomy
- Separate activity rooms for NCC, NSS, EDC, IIC and Alumni Association, Placement, IAS Study Circle, Health centre and Diet clinic
- Adequate number of store rooms, power rooms, water purifying units, fire extinguishers, fire hydrant systems and notice boards in all blocks
- Ramp & rails facility and emergency exits in all blocks
- Lift service and wheel chairs to support differently abled students
- 24×7 ambulance service in case of emergency
- CCTV cameras (154 Nos.) in key areas to ensure security
- Two generators with a capacity of 500 kW each and 839 solar panels with a capacity of 200 kW
- Separate common room for ladies

File Description	Document
Upload Any additional information	View Document
Paste link for additional information	View Document

4.1.2 The institution has adequate facilities for cultural activities, yoga, games and sports (indoor & outdoor); (gymnasium, yoga centre, auditorium, etc.,)

Response:

The College has several clubs, forums and associations to promote cultural activities which help students exhibit their talents and to develop their leadership qualities.

Cultural activities

- GRD Auditorium established in 1975, with a built in an area of 26,232 sq. ft. is well-furnished with state-of-art facilities. Additionally, there are Seven well-furnished and air-conditioned conference halls and two Open Air Theatres for the conduct of inter and intra collegiate cultural fests. The cumulative seating capacity of all halls is 3136
- Street plays and other cultural events are held on specific open points on the sprawling campus
- Pongal festival is celebrated annually. Thousands of students participate in the relative cultural events that showcase the local Tamil flavour. All the events are conducted in the open-air

landscapes of the campus

- On auspicious days, musical concerts and bhajans are conducted in open veranda in front of *Sakthi Vinayakar Thirukovil*
- CASTUNE, the Music Club of the College, has an exclusive music band with adequate stock of musical instruments
- Functioning of the College in five shifts resulting in the maximum utility of available infrastructure

Yoga

- Yoga hall with 800 sq. ft. was established in 1970, with the help of Alumni donation and has a capacity of 50 people
- A separate Multipurpose hall with 11,151 sq. ft. caters to the students attending yoga practice sessions

Sports and Games

The College has a well-furnished Indoor Stadium with 51,691 sq. ft., established in 2015, with a seating capacity for 3000 people. The playing area is made of maple wood. The following play courts are located in indoor stadium.

- 2 Basketball courts, 80 m × 24 m
- 2 Volleyball courts, 80 m × 24 m
- 4 Badminton courts, 80 m × 24 m
- 4 Table Tennis, 24 m × 10 m
- Separate rooms for Carom & Chess

The following are in place for the outdoor sports activities

- 400 m Athletic Track
- 2 Ball Badminton Court, 28 m × 28 m
- Basketball Court (Concrete), 30 m × 21 m
- Football Field, 110 m × 70 m
- Handball Field, 45 m × 25 m
- Hockey Field, 95 m × 60 m
- 2 Tennis Courts (Synthetic) with Flood Lit, 20 m × 47 m
- Volleyball Court with Flood Lit, 30 m × 20 m

Gymnasium

- Modern, centrally air-conditioned gymnasium with 7736 sq. ft. was established in 2011
- Imported equipment
- Separate area for Cardio Section, Free weights and Aerobics
- Rest rooms and locker facilities for men & women separately
- Students are granted daily access to the gymnasium as per their customised fitness program

File Description	Document
Upload any additional information	View Document
Geotagged pictures	View Document
Paste link for additional information	View Document

4.1.3 Percentage of classrooms and seminar halls with ICT- enabled facilities such as smart class, LMS, etc. (Data for the latest completed academic year)

Response: 67.67

4.1.3.1 Number of classrooms and seminar halls with ICT facilities

Response: 180

File Description	Document
Institutional data in prescribed format	View Document

4.1.4 Average percentage of expenditure for infrastructure augmentation excluding salary during the last five years (INR in Lakhs)

Response: 73.74

4.1.4.1 Expenditure for infrastructure augmentation, excluding salary year-wise during last five years (INR in lakhs)

2019-20	2018-19	2017-18	2016-17	2015-16
3153	2346	1366	1244	5686

File Description	Document
Upload Details of Expenditure , excluding salary during the last five years	View Document
Upload audited utilization statements	View Document

4.2 Library as a Learning Resource

4.2.1 Library is automated using Integrated Library Management System (ILMS)

Response:

Name of the ILMS software : **NIRMALS**

Nature of Automation: Full

Version: 6.1.0

Year: 1998 - 2017

To digitalize and automate the Library House Keeping Operations like Cataloguing and Circulation of books, the old version is upgraded to KOHA – Integrated Library Management Software (ILMS).

Name of the ILMS software: **KOHA**

Nature of Automation : Full

Version : 17.11.04.000

Year : 2018 - Present

Salient Features of the Library: Fully Automated (100%)

- **Library nearing its Diamond Jubilee Celebration (75 years)** provides information and support services to the scholarly world
- The built up area is 24200 sq.ft with the seating capacity for about 400 readers
- Library has its collection of books 1,34,626 Volumes, 1,07,700 Titles, 296 Periodicals, Subscribes 187 National Journals, 81 National Magazines, 23 International Journals, 5 International magazines, 6522 e-journals, 1,37,809 e-books, 11011 back volumes, 4463 CD - ROM

Some of the Major Components of KOHA Software are:

- Accusation Module and Library Usage Statistics Module
- Bibliographic Control and Serial Control
- Circulation Management
- Web OPAC and E-Gate Register

Impact of Automation:

- Powerful self-service tools for stake holders
- Circulation, Borrower and Fine management, Acquisitions, Cataloguing, Authority control, Serials system
- Inventory module of KOHA helps in providing accurate stock with RFID Automation.
- Web-based search engine integrates with existing intranet
- Incorporate digital resources directly into the catalogue results
- SMS alerts, Email notification for Predue, Overdue, On-due holds, check-in and check-out
- A powerful search engine and Scalability from a thousand to ten millions of records

Library Resources and Digital Library Resources

Digital Library is available with online resources such as EBSCO Academic Search Elite, EBSCO eBooks Collection, EBSCO Business Source Premier, N-LIST, Capitaline Plus Database, CMIE Prowess IQ, Indiastat.com, SCOPUS, DELNET, PSGCAS Swayam NPTEL Local Portal and National Digital Library of India. Library is also furnished with Plagiarism Software – TURNITIN; PSGCAS – IRINS; Book Bank; Institutional Repository; Rare Book Collection; Reprography and RFID Technology.

Talking Digital Library

Assistive Technology Implementation Resource Centre for Visually Impaired: Assistive Technology (AT) tools and software play vital role as enablers in higher education for persons with disabilities especially visually challenged, by providing access to information and reading resources. Various tools and software includes: NVDA - Non-Visual Desktop Access; On Screen Keyboard; Read Easy Move; Tactile Book for Computer Operations; Dolphin Easy Converter software; Digital Video Magnifier; Abbyy Fine Reader; Plex Talk DAISY Player; Talking Clock.

Best Practices

- Question Bank
- Book Share Online Library / Library User Guide
- Information Literacy Programmes
- Instituting Annual Best Library User Award for Faculty and Students
- Computerization of Library Housekeeping Operations with KOHA Software with RFID enabled technology
- Displaying New Arrivals
- Organising Faculty Development Programme, Annual Book Fair, Competition for students annually, organising Seminar/Conference and Workshop for the benefit of Library and Information Science Professionals and Faculty members
- External Reader Membership for Research Scholars on Fee based system
- Usage Statistics / ICT - Enabled Services

File Description	Document
Upload any additional information	View Document
Paste Link for additional information	View Document

4.2.2 Institution has access to the following: 1. e-journals 2. e-ShodhSindhu 3. Shodhganga Membership 4. e-books 5. Databases 6. Remote access to e-resources

Response: A. Any 4 or more of the above

File Description	Document
Upload any additional information	View Document
Institutional data in prescribed format	View Document
Details of subscriptions like e-journals, e-books , e-ShodhSindhu, Shodhganga Membership etc	View Document

4.2.3 Average annual expenditure for purchase of books/ e-books and subscription to journals/e-journals during the last five years (INR in Lakhs)

Response: 2751932.4

4.2.3.1 Annual expenditure of purchase of books/e-books and subscription to journals/e- journals year wise during last five years (INR in Lakhs)

2019-20	2018-19	2017-18	2016-17	2015-16
3304960	3240740	2546332	1401920	3265710

File Description	Document
Details of annual expenditure for purchase of and subscription to journals/e-journals during the last five years	View Document
Audited statements of accounts	View Document
Any additional information	View Document

4.2.4 Percentage per day usage of library by teachers and students (foot falls and login data for online access) during the latest completed academic year

Response: 3.05

4.2.4.1 Number of teachers and students using library per day over last one year

Response: 400

File Description	Document
Details of library usage by teachers and students	View Document

4.3 IT Infrastructure

4.3.1 Institution has an IT policy covering wi-fi, cyber security, etc., and allocated budget for updating

*its IT facilities***Response:****Incremental Increase in the IT Facilities**

2015-2016	2016-2017	2017-2018	2018-2019	2019-2020
<ul style="list-style-type: none"> ▪ The library automated with Radio Frequency Identification (RFID) ▪ WiFi Bandwidth – 24 Mbps 	<ul style="list-style-type: none"> ▪ Clarity Snet software in Communication Skill Center ▪ Library software Nirmal's was upgraded from DOS to Windows mode ▪ 40 Nos. Apple iMac (27-inch 5K Display Core i5 processor) ▪ WiFi Bandwidth – 24 Mbps 	<ul style="list-style-type: none"> ▪ STATA/IC 14 Education Software for statistical applications ▪ 30 Nos. Apple iMac (27-inch 5K Display Core i5 processor) ▪ WiFi Bandwidth – 69 Mbps 	<ul style="list-style-type: none"> ▪ LAUDEA –MIS ▪ KOHA Library software ▪ Watch Guard System Manager upgraded to 4000 users ▪ Additional Bioinformatics Facility with 20 systems ▪ 20 Nos. Apple iMac (27-inch 5K Display Core i5 processor) ▪ WiFi Bandwidth – 400 Mbps 	<ul style="list-style-type: none"> ▪ 02 Nos. Intel server with 24 core processor, 15TB hard disk is used for storage ▪ Google Suite ▪ Pro Tools HD Native TB with ProTools , Ultimate Perpetual License New ▪ 360 Surround Tools ▪ Altiverb 7XL Convolution Reverb Software ▪ Turnitin Plagiarism Checker ▪ WiFi Bandwidth – 400 Mbps

- Total numbers of Computer Systems has considerably increased from 1544 (2015-2016) to 2383 (2019-2020)
- 14 servers across the Campus
- 219 controlled Wi-Fi access points and 01 Gbps optical fiber connected network
- Seamless Wi-Fi connectivity for all staff members
- 178 printers
- The campus security is strengthened with 154 surveillance cameras
- AI based facial recognition for staff attendance
- ICT facilities (Wi-Fi, LAN etc.) across all classrooms and seminar halls
- Live streaming of events in social media through Freedocast Pro device
- Exam from Home (EFH) Software facilitates the conduct of online Comprehensive Examinations
- Placement Center utilizes Examly software for maintenance of students' database
- DotNet SQL based cashless transaction is used in Food Court
- LAUDEA – Institutional MIS enables the smooth functioning of academic and administrative activities (3 servers - Intelzion, 1GB hard disk & 32 G RAM); 12 Modules; Mobile based Apps for Students and Faculty Members

LED Wall

- LED Wall display installed in 2017 create a better visual impact of the College activities on the viewers
- LED wall is used for Information dissemination and awareness creation among students (General Announcements, Wearing Helmet, conserving energy, water etc.)

Other ICT facilities

S. No.	Particulars	Number of Items
1	Computers	2383
2	Wi Fi (200 x200Mbps)	02
3	LED/LCD Projectors	220
4	Servers	14
5	Cloud Servers (Moodle, KOHA, Amazon Cloud)	03
6	Printers & Scanners	178
7	Barcode Readers	04
8	Video Conferencing Facility	02 (Polycam & CiscoWebex)
9	Network Switches	219
10	Network Routers	02
11	Amplifiers, Mixers, Speakers Unit	14
12	Digital Cameras	08
13	Surveillance Camera	154
14	iPad	12
15	Recording Units	02
16	Apple iMac (27-inch 5K Display Core i5 processor)	155

File Description	Document
Upload any additional information	View Document

4.3.2 Student - Computer ratio (Data for the latest completed academic year)**Response:** 9.2

File Description	Document
Student - computer ratio	View Document

4.3.3 Bandwidth of internet connection in the Institution.**Response:** 250 MBPS

File Description	Document
Upload any additional information	View Document
Details of available bandwidth of internet connection in the Institution	View Document

4.3.4 Institution has the following Facilities for e-content development

1. Media centre
2. Audio visual centre
3. Lecture Capturing System(LCS)
4. Mixing equipments and softwares for editing

Response: A. All of the above

File Description	Document
Upload Additional information	View Document
Institutional data in prescribed format	View Document

4.4 Maintenance of Campus Infrastructure

4.4.1 Average percentage expenditure incurred on maintenance of physical facilities and academic support facilities excluding salary component during the last five years

Response: 26.26

4.4.1.1 Expenditure incurred on maintenance of physical facilities and academic support facilities excluding salary component year wise during the last five years (INR in lakhs)

2019-20	2018-19	2017-18	2016-17	2015-16
999	848	855	616	566

File Description	Document
Details about assigned budget and expenditure on physical facilities and academic facilities	View Document
Audited statements of accounts	View Document

4.4.2 There are established systems and procedures for maintaining and utilizing physical, academic

and support facilities - laboratory, library, sports complex, computers, classrooms etc.

Response:

PSGCAS constantly take efforts to strengthen, upgrade and maintain the Infrastructure so as to optimally utilise for Teaching, Learning and Research and to improve Administrative efficiency at all levels.

Laboratories

- Research scholars and students make use of the laboratories extensively for research and practical classes
- HoDs ensure that purchase, installation, service, repair and usage and stock of equipment and other items in respective laboratories are in place through Purchase, Stock and Issue Registers and log books etc.
- The Central Research Laboratory equipped with high-end analytical instruments is utilized for in-house beneficiaries as well as for consultancy services
- SOPs and Safety rules are displayed in laboratories for effective and efficient use of equipment, chemicals, glassware and biological specimens
- Inter-departmental Stock verification is an annual systemized process and the report indicates the number of equipment in working condition, require service or to be condemned
- Through Assets Management System, assets (computers, printers, laboratory equipment, LCDs, OHPs, etc.) of each department have been identified and bar-coding for each equipment was generated
- Laboratory assistants are responsible for the cleanliness and orderliness of laboratories and also for issue and receipt of chemicals, glassware and other items needed for the conduct of practical
- All laboratory assistants are trained in the usage of Fire extinguishers and other safety related issues

Library

- The Library is well equipped with printed books and periodicals in all areas of Arts, Science, Social Sciences and Humanities to cater to the needs of all stakeholders
- Books are classified by using Dewey decimal classification system
- Cataloguing and circulation of books are automated with KOHA software
- Sign boards fixed at different places in the library for easy access
- A separate Digital library section with 40 nodes is available for the use of various e-resources
- IRINS web based Research Information Management service is integrated to exhibit the research accomplishment of the faculty members
- Research theses & dissertations are maintained for references
- Library operates on RFID and Inventory management is made easy through this technology and software
- Exclusive software TURNITIN is made available for plagiarism check
- Stock verification is carried out periodically
- The Library is open in weekdays from 08.30 a.m. to 06.30 p.m.

Sports complex

- Play grounds, Indoor stadium, related sports infrastructure are used for In-house training and conduct of sports and games events and for intercollegiate competitions

- Sports facilities and gymnasium are monitored by Physical Education Department
- Issue register is maintained to ensure proper handling of the sports items. The stock is verified at the beginning of each semester
- A fully equipped gymnasium with world class facility is available for stakeholders and public also have been granted daily access to it

Computers

- High bandwidth Wi-Fi enabled premises facilitate e- governance system to be implicit
- Information Communication Technology (ICT) team maintain the ICT related infrastructure which includes daily monitoring and maintenance of servers, LAN connections, Wireless access points, Surveillance cameras etc.
- Based on the request note, the team ensures that glitches with internet, computer systems and printers are rectified immediately
- System network administrator maintains the purchase order and stock register of the items
- Computer laboratories are optimally utilized to accommodate all the stakeholders for Practical classes, online examinations and research purposes
- Minor technical issues are attended by respective laboratory assistants

Class rooms

- The College functions in five shifts to ensure the optimum utilization of all classrooms
- Class rooms are ICT enabled with necessary seating and teaching infrastructure
- Repairs and technical complaints are attended by ICT and maintenance staff
- Refurbishment of furniture, electrical fittings, black boards and other devices is carried out during vacation period

Physical and support facilities

General

- The multi-purpose outdoor space and cross roads is used for cultural events, competitions, celebration of festivals, street rallies, exhibitions, NCC training etc.
- Satellite Interactive Terminal (SIT) of the EDUSAT at PSGCAS enables virtual programmes that can be received and transmitted by and from the College
- Highly sophisticated Multimedia laboratory and the studio equipment are available for varied uses like teaching, learning and e- content development

Skill centres

- Food Processing Centre serves as business incubator for budding entrepreneurial ventures and start-ups. The centre is operational with the latest equipment for the production and packaging of various processed food products Technicians take care of proper functioning and maintenance of the centre
- Communication Skills Centre (Language Laboratory) has been designed to prepare students to adapt themselves with ease to the industry environment
- Skill Training Centre is utilized for various skill development projects related to Women Empowerment in Garment Sector

Student support facilities

- Auditorium and conference halls with state- of- art facilities are available for multiple uses. The schedule of usage of these halls is monitored by Maintenance staff using the booking register. Governmental and other agencies also use these facilities as required
- Student support services including Book Depot, Food Courts, Beauty Salon, Health Care Centre, Browsing Center, Parking slots, Stationery Shop, Photostat shop etc. are kept clean with adequate sanitation
- *Divyangjan* stake holders utilise the facilities like Ramp, non-slippery pathway, signage of appropriate visibility, rest rooms, Lift, wheel chair, battery operated vehicles etc.

Green, sustainable and safe campus

The maintenance department has skilled manpower for monitoring the civil work, electrical work, plumbing, carpentry and gardening and ensures that the infrastructure at PSGCAS is well- maintained

- The wide-spread greenery and benches along the academic blocks are used by students for outdoor learning and relaxation
- The stakeholders are sensitized upon *Swachh Bharat Abhiyan* and they ensure cleanliness and hygiene in the premises
- The general housekeeping of premises is outsourced.
- Safety and security of the campus is ensured round the clock by security personnel and CCTV Camera surveillance
- Conducive work atmosphere is ensured through abundant greenery and well lit and ventilated environment
- Sophisticated equipment, Fire extinguishers, Air Conditioners and RO units and drinking water purifying units are maintained by AMC
- Pest control measures are carried out periodically
- Sustainable campus is maintained with the help of Manager, Green Campus assisted by an Environmental officer and Assistants

File Description	Document
Upload any additional information	View Document
Paste link for additional information	View Document

Criterion 5 - Student Support and Progression

5.1 Student Support

5.1.1 Average percentage of students benefited by scholarships and freeships provided by the Government during last five years

Response: 13.09

5.1.1.1 Number of students benefited by scholarships and free ships provided by the institution, Government and non-government bodies, industries, individuals, philanthropists during the last five years (other than students receiving scholarships under the government schemes for reserved categories)

2019-20	2018-19	2017-18	2016-17	2015-16
1971	1613	1279	1283	1287

File Description	Document
upload self attested letter with the list of students sanctioned scholarships	View Document
Upload any additional information	View Document
Institutional data in prescribed format	View Document
Average percentage of students benefited by scholarships and freeships provided by the Government during the last five years	View Document

5.1.2 Average percentage of students benefited by scholarships, freeships, etc. provided by the institution and non-government agencies during the last five years

Response: 1.45

5.1.2.1 Number of students benefited by scholarships and free ships provided by the institution, Government and non-government bodies, industries, individuals, philanthropists during the last five years (other than students receiving scholarships under the government schemes for reserved categories)

2019-20	2018-19	2017-18	2016-17	2015-16
184	161	144	190	138

File Description	Document
Upload any additional information	View Document
Number of students benefited by scholarships and freships besides government schemes in last 5 years	View Document
Institutional data in prescribed format	View Document

5.1.3 Following Capacity development and skills enhancement activities are organised for improving students capability 1. Soft skills 2. Language and communication skills 3. Life skills (Yoga, physical fitness, health and hygiene) 4. Awareness of trends in technology

Response: A. All of the above

File Description	Document
Details of capability enhancement and development schemes	View Document
Any additional information	View Document
Link to Institutional website	View Document

5.1.4 Average percentage of students benefited by career counseling and guidance for competitive examinations as offered by the Institution during the last five years.

Response: 38.85

5.1.4.1 Number of students benefitted by guidance for competitive examinations and career counselling offered by the institution year wise during last five years

2019-20	2018-19	2017-18	2016-17	2015-16
6122	4923	4587	2687	3835

File Description	Document
Number of students benefited by guidance for competitive examinations and career counselling during the last five years	View Document
Any additional information	View Document

5.1.5 The institution adopts the following for redressal of student grievances including sexual harassment and ragging cases 1. Implementation of guidelines of statutory/regulatory bodies

2. Organisation wide awareness and undertakings on policies with zero tolerance
3. Mechanisms for submission of online/offline students' grievances
4. Timely redressal of the grievances through appropriate committees

Response: A. All of the above

File Description	Document
Upload any additional information	View Document
Minutes of the meetings of student redressal committee, prevention of sexual harassment committee and Anti Ragging committee	View Document

5.2 Student Progression

5.2.1 Average percentage of placement of outgoing students during the last five years

Response: 26.16

5.2.1.1 Number of outgoing students placed year - wise during the last five years.

2019-20	2018-19	2017-18	2016-17	2015-16
1307	1111	838	797	872

File Description	Document
Upload any additional information	View Document
Self attested list of students placed	View Document
Details of student placement during the last five years	View Document

5.2.2 Percentage of student progression to higher education (previous graduating batch).

Response: 24.78

5.2.2.1 Number of outgoing student progressing to higher education.

Response: 1053

File Description	Document
Upload supporting data for student/alumni	View Document
Details of student progression to higher education	View Document

5.2.3 Average percentage of students qualifying in state/national/ international level examinations during the last five years (eg: IIT-JAM/CLAT/ NET/SLET/GATE/ GMAT/CAT/GRE/ TOEFL/ Civil Services/State government examinations, etc.)

Response: 94.5

5.2.3.1 Number of students qualifying in state/ national/ international level examinations (eg: IIT/JAM/ NET/ SLET/ GATE/ GMAT/CAT/GRE/ TOEFL/ Civil Services/ State government examinations, etc.)) year-wise during last five years

2019-20	2018-19	2017-18	2016-17	2015-16
351	344	164	44	56

5.2.3.2 Number of students appearing in state/ national/ international level examinations (eg: IIT/JAM/ NET / SLET/ GATE/ GMAT/CAT,GRE/ TOEFL/ Civil Services/ State government examinations) year-wise during last five years

2019-20	2018-19	2017-18	2016-17	2015-16
355	346	168	51	62

File Description	Document
Upload supporting data for student/alumni	View Document
Number of students qualifying in state/ national/ international level examinations during the last five years	View Document
Any additional information	View Document

5.3 Student Participation and Activities

5.3.1 Number of awards/medals won by students for outstanding performance in sports/cultural activities at inter-university/state/national / international level (award for a team event should be counted as one) during the last five years.

Response: 817

5.3.1.1 Number of awards/medals won by students for outstanding performance in sports / cultural activities at inter-university / state / national / international events (award for a team event should be counted as one) year - wise during the last five years.

2019-20	2018-19	2017-18	2016-17	2015-16
177	222	146	135	137

File Description	Document
Number of awards/medals for outstanding performance in sports/ cultural activities at inter-university / state / national / international level during the last five years	View Document
e-copies of award letters and certificates	View Document

5.3.2 Presence of an active Student Council & representation of students on academic & administrative bodies/committees of the institution

Response:

The Campus life at PSGCAS is a unique blend of curricular, co-curricular activities and extra-curricular activities. The *Manavar Manram*, Student Council of PSGCAS, stands by the statement *of the students, by the students and for the students* and is gender inclusive. The student representatives for the post of Chairpersons and Secretary (men and women) are selected democratically by secret ballot election, the only College in south India to have such system

- Student representatives of all programmes are members of *Manavar Manram*
- Office Bearers are guided by the Staff Advisors Vice Principal and Principal
- Council meetings are chaired by the Principal to discuss the progression aspects of students pertaining to curricular and co-curricular activities

In essence, PSGCAS strives to attain holistic development of students to enable them face global challenges and to become responsible stake-holders. The Council along with clubs, forum and associations is vibrant as a beehive for student activities and enhances social citizenship roles. The faculty members who are in charge of the *Manavar Manram* closely monitor the related activities.

Academic Role

- The Student Council contributes to the regular academic activities and they make sure that their fellow students attend regular classes, write exams and participate in co-curricular activities
- The Student Council also actively engage themselves in arranging industrial visits and organizing guest lectures, seminars and workshops

Administrative Role

- Class Representatives liaison between the teachers and peers for a channelled communication and to bring about a enhanced learning experience
- Students being IQAC members raise their concerns and provide feedback on academic and co-

curricular aspects and involve in quality assurance practices

- Students as members of Hostel Committee, submit their views on facilities, food, queries and grievances
- Students as Alumni interact with Administrators via Alumni Association for reforms and transformation in academic and administrative aspects
- Student co-ordinators of Placement Centre actively involve themselves in organising trainings, workshops and placement

Social Role

- Provides financial support for students during medical emergency
- Conducts blood donation camps
- Raises relief fund to the people affected by natural calamity and for supporting societal activities

Extra-curricular role

- Organizes signature cultural events, Intra collegiate – Wizards (Aided) & Heartbeat (SF), Inter collegiate – Cascall (Aided) & Euphoria (Self-financed) – platform to showcase their talent
- Traditional and cultural values are up kept by celebrating Pongal - Tamil harvest festival
- Students' critical thinking capacities, cultural values and talents are honed through the cultural and literary events
- Students' talents in form of poems, drawings, riddles, short stories, etc., are published annually in the college magazine "CASMAG"

The College provides necessary support to the council members in organizing and coordinating the events which in turn encourages the students to develop their leadership, communication, planning and organizational skills which will benefit them in future. Moreover, the contribution made by the student council to the development of College in a number of areas has significant benefits for all the stake holders

File Description	Document
Upload any additional information	View Document

5.3.3 Average number of sports and cultural events / competitions organised by the institution per year

Response: 39.8

5.3.3.1 Number of sports and cultural events / competitions organised by the institution year - wise during the last five years.

2019-20	2018-19	2017-18	2016-17	2015-16
34	43	48	35	39

File Description	Document
Upload any additional information	View Document
Report of the event	View Document
Number of sports and cultural events / competitions organised per year	View Document

5.4 Alumni Engagement

5.4.1 The Alumni Association / Chapters (registered and functional) contributes significantly to the development of the institution through financial and other support services.

Response:

The College has a rich history of 74 years, where the alumni are the real life supporting roots that keep the College vibrant and alive. Globally and notably placed alumni, who are leaders in their respective fields, are a testimony to the College's commitment to building individual excellence and thereby contributing to the overall progress of the nation. Thirteen-year old PSG Arts Alumni Association has 15,849 life members around the globe. Alumni, as homing pigeons come back to offer intellectual assistance and economic support to the students.

Intellectual Contributions

- Alumni being members of College Committee, Governing Council and Academic Council involve themselves in policy making
- Alumni hold an anchored position in the Board of Studies and make vital contributions in framing the curriculum
- Considerable number of currently working staff members are alumni of PSGCAS
- Other non-financial services provided by Alumni include,
 - Motivational speech
 - Career guidance
 - Guest lectures / talks
 - Hands-on training programmes
 - Placement trainings/ developing modules for placement trainings/workshops
 - Career counseling
 - Placement Drive
- The Association celebrates the Teachers' day annually during which the retiring teachers are honoured

Financial Contribution

- Total financial investments - Rs.71,98,294 made by Alumni has been the perennial source of support to the needy students
- The Association organizes fund raising events to support student welfare activities
 - Curry Masala (Food Festival), alternate years
 - Talk shows and Music concerts

Alumni Engagement – Others

Departments have harnessed the relationship of Alumni through various other forums:

- The alumni of MSW have integrated with the College through **Social Work Forum** so as to support field work agencies and practicing professionals
- **Corpians Society** – Alumni forum of Corporate Secretaryship support the students by guiding them to sharpen the skills to excel in professional education, entrepreneurship and placement
- **NUTRA Alumni Association** of Department of Nutrition and Dietetics provides scholarships for the meritorious and needy students. Also, they sponsor Career Guidance Programmes
- **ENVIRO CAS** of Environmental Science Department has contributed to the green campus by sponsoring battery operated vehicle for in-campus transportation

Distinguished Alumni Award - During the Annual Founders' Day, Celebrated on 25th January, the alumni are honoured and awarded by the Management.

Silver Jubilee Reunion (on annual Friendship Day) – for the batches who have completed 25 years of Passing out from the College

Our Notable Alumni

- **Dr. Natesan Jambulingam**, Risk Manager, NASA, Florida, USA
- **Dr. K. Ramachandran**, Director, Defence Institute of Psychological Research, DRDO, New Delhi
- **Dr. H. Devaraj**, Former Vice-Chairman, UGC, New Delhi
- **Shri. C. Muthukumaraswamy**, IAS, Former Secretary, State Election Commission, Tamil Nadu
- **Dr. P. K. Ponnuswamy**, Former Vice Chancellor, Madurai Kamaraj University, Tamil Nadu
- **Ms. Vanathi Srinivasan**, National President of the Women's Wing of the Bharatiya Janata Party
- **Mr. C. K. Kumaravel**, CEO & Co-founder, Naturals Salon & Spa
- **Ms. Shri Nivetha**, Shooter, Member of Coimbatore Rifle Association, Gold Medal Winner, South Asian Games, 2019
- **Mr. Narayan Jagadeesan**, Cricket Player, Wicket keeper - Chennai Super Kings, 2018

File Description	Document
Any additional information	View Document
Link for additional information	View Document

5.4.2 Alumni financial contribution during the last five years (in INR).

Response: A. ? 15 Lakhs

File Description	Document
Any additional information	View Document

NAAC

Criterion 6 - Governance, Leadership and Management

6.1 Institutional Vision and Leadership

6.1.1 The governance of the institution is reflective of an effective leadership in tune with the vision and mission of the Institution

Response:

Nature of governance

- Institutional Governance at academic and administrative level is reflective of responsibilities and authority that pulsates with expected outcome of learners
- Encompasses functioning modalities for administration, academics, system and office governance

1. Administrative governance

Principal, Vice principals, Heads of Department, Co-ordinators of committees/forums and Hostel in-charges work harmoniously to operate administration.

- Student council, a representative structure - provides inputs for functioning and takes up responsibilities, reflecting as strategic partners in governance

2. Academic governance

- Multi-tiered - Admission Committee, Curriculum Development Cell, Departments, BOS, Academic Council, COE, Industry Experts, Alumni, Faculty members and Placement Cell for strengthening and executing academic policies

3. System governance

- Meeting of Principal with Heads of Department, Department level meetings, System procedure manual developed for documentation, auditing various sections' registers and records (ISO) periodically ensures system governance

4. Office Governance

- Contributes to administration through documentation, record keeping and discharge of duties accordingly to support governance

Leadership Style

1. Top to bottom approach

- College Committee and Governing Body, take policy decisions based on inputs, feedback, current trends and job market requirements. These are translated appropriately and conveyed to teaching, non-teaching staff and students through meetings/circulars

2. Bottom up approach

- Repercussions of decisions based on feedback from Students, Teaching, Non-teaching staff, Industry Experts and Alumni, ascend upwards to various committees and IQAC for review and taking right actions

Perspective plans

- Transformative education through Curriculum modules having compendium of career directions, infusing spirit of entrepreneurship along with emphasis for upholding values
- Consecrated efforts to uplift academically and economically weaker students through mentoring, remedial coaching and scholarships for transformational learning
- Parallel alignment of Developmental changes with environmental sustenance initiatives - waste-water recycling plant, green cover, energy conservation and rain water harvesting
- Benchmarking and continual improvement through research, collaboration and consultancy by synergistic strategic alliances; providing greater flexibility to encourage performance of faculty members and research scholars
- Continual streamlining of clubs/forums and sports activities to meet social and professional developmental needs
- Capacity building of faculty members by integrating ICT enabled Learning Management Systems(LMS) and creation of E-learning modules

Teachers Participation in Decision Making Bodies

1. Administrative Level

Teachers as members of Statutory & Non-Statutory Committees and Cells/Clubs/Forums/Associations/Centres engage in following domains

- System Audit
- Policy and Procedures
- Rules and Regulations
- Infrastructure
- Budget/Expenditure
- Green Cover
- Admission
- Hostel
- Research/Collaboration/Consultancy
- Conceptual Curriculum Design
- Discipline and safety

2. Departmental Level

Teachers are involved in following activities

- Curriculum Framework
- Collaboration/Consultancy/Research
- Trainings/Internships/Workshops/Seminars/Conferences

- Community Engagement
- Discipline/Decorum
- Maintenance/Purchase/Contingency
- Budget/Expenditure

Integration of Vision, Mission & Core values

College governance, leadership and perspective plans are structured based on five core values in pursuit of mission,

- To produce socially responsible students through value based education
- By adopting LMS and ICT tools to enhance teaching-learning process
- Through academic programmes focussing skill building and research compatible with global requirements

File Description	Document
Any additional information	View Document
Link for additional information	View Document

6.1.2 The effective leadership is reflected in various institutional practices such as decentralization and participative management.

Response:

PSG CAS values collaborative and partnering leadership with shared responsibilities at both operational and functional level, by reinforcing accountability and empowering stakeholders.

Operational Level - Committees, IQAC, Office, Student Council, Placement and Admission.

Functional level - Departments, Clubs, Forums and Associations.

CASE STUDY – *Manavar Manram* – Student Council

One of the effective practices of decentralization and participative management is, functioning of Student Council, a well-established gender-balanced representative body integrated in the fabric of administration through which students actively engage in College activities.

Purpose of Student Council

- Enhance conglomerate of skills through delegation of roles, responsibilities and powers
- Participate in decision making and planning for student centric affairs of the College
- Mentor students and network units to support stakeholders for community engagement

- Establish course/direction for student community to appeal/approach the administration
- Build strong rapport between students, administrators and management

Decentralization

Manavar Manram shares responsibilities with administrators for event management, community engagement, awareness campaigns and campus discipline.

Chairperson at top, followed by secretary and joint-secretary, with student volunteers network together for administering and executing tasks.

Manavar Manram Office bearers - Roles	Responsibilities
Chairperson (4) Male & Female - Aided and Self-financed	<ul style="list-style-type: none"> • Finalize budget and expenditure proposal. • Plan for conduct of meeting with administrators. • Formation of sub-committees. • Devise action plans for academic year. • Co-ordinate for effective council functioning.
Secretary (4) Male & Female - Aided and Self-financed	<ul style="list-style-type: none"> • Maintenance of bills, contingencies, meeting minutes, reports and supportive documents. • Management of events • Hospitality for dignitaries during events.
Joint-Secretary (4) Male & Female - Aided and Self-financed	<ul style="list-style-type: none"> • Assists secretary and Chairperson. • Attendance of council. • Purchase and inventory. • Hospitality during events
Student Representatives (One boy and one girl from each year of all 75 programmes)	<ul style="list-style-type: none"> • Represent student's grievances, complaints, suggestions and feedback. • Volunteer during events and programmes. • Responsible for students discipline during events. • Convey management/administration decisions and plans to students. • Contribute towards implementation of programmes initiated.

MAAAC

Participatory Management

- Student Council acts as a forum for exchanging views and deliberations between students and administration for developing action plans and policies
- Chairperson and Secretary are elected by students through democratic election process. Student representatives from all programmes elected by class students are also members of student council
- *Manavar Manram* Office bearers are also members of IQAC
- College administration conducts joint sittings, with *Manavar Manram* Office bearers, student representatives and Staff members, to discuss and execute plans
- Administration recognizes and prioritizes student requirements based on their claims on infrastructure, physical amenities, extra-curricular activities and student development programmes
- Fund raising for social cause are discussed and schematized
- Coordinates with administration and students during cultural & sports events, functions and competitions
- At department level, representatives who are first point of contact, assist in managing department activities and events

Delegation of authority and responsibility to *Manavar Manram* aids participation of students in Institution

development which in turn transforms campus and academic experience.

File Description	Document
Any additional information	View Document
Link for strategic plan and deployment documents on the website	View Document
Link for additional information	View Document

6.2 Strategy Development and Deployment

6.2.1 The institutional Strategic / Perspective plan is effectively deployed

Response:

Activity Chosen: Training and Campus Placement

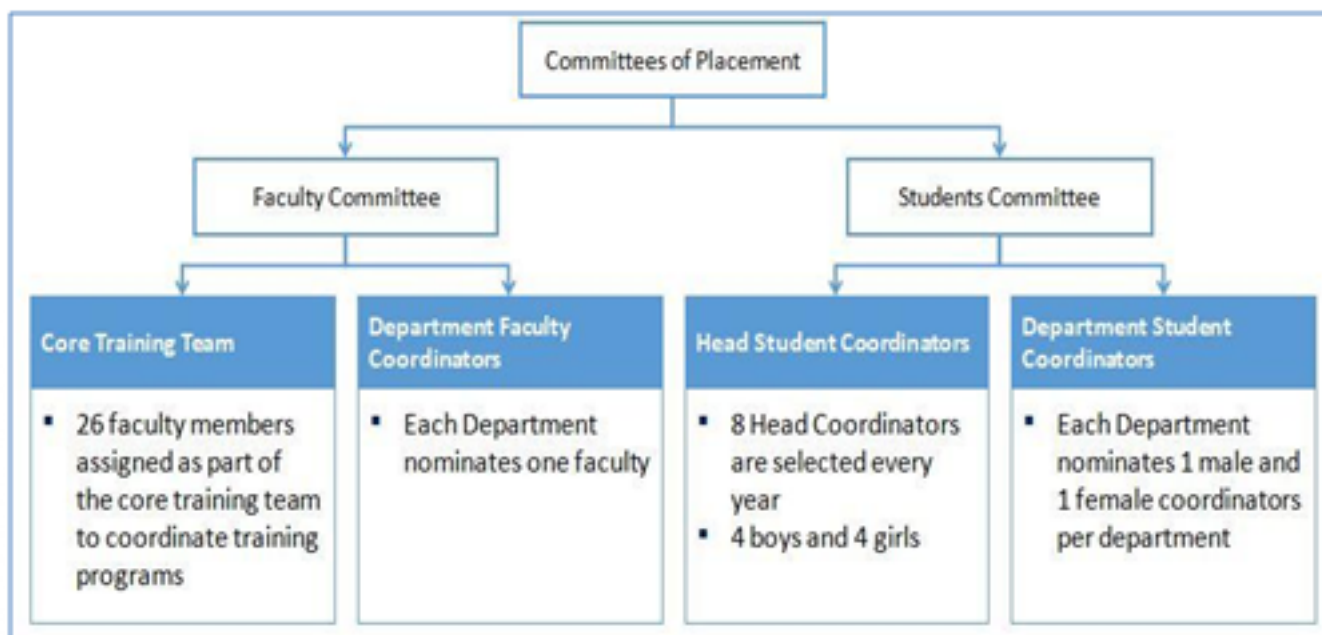
Strategic Plan for various academic facets of the Institution is thoughtfully planned and executed meticulously to ensure tenable development. One among such practices is functioning of Placement Cell with a comprehensive plan to provide roadmap for student growth and development.

The Placement Cell serves as a point of contact between students and prospective employers looking for recruitment. Apart from career oriented training, it also imparts life oriented skills to mould personality traits.

It is headed by the Placement Officer and managed by a team of professionals.

It comes under the purview of Director, Branding & Corporate Communication of the PSG Group of Institutions and the Principal of PSG College of Arts & Science.

Committees of Placement



Faculty members are involved in preference mapping, training and skill development of the students.

Objectives

- *Jobs for All* – To provide opportunities to all placement opted students by adopting strategies.
- Increase the outreach and thereby increasing the number of companies visiting the campus.
- Develop students towards Job-readiness by training them in General aptitude, Job specific topics and Personal Interview & Resume Building thereby increasing the success rate of students clearing interviews.
- Strengthening student aptitude by skill development & training in verbal and written communication.
- Improving placement infrastructure to support the objectives.

Approach/Strategy



Infrastructure & Training

- Infrastructure of the placement cell has evolved with the creation of a newly equipped computer lab and training rooms.

- In addition to this 8 interview cabins, 2 group panel discussion rooms, a conference room, guest lounges and a placement hall have been established.
- The placement cell provides two stages of training for students in the pre-final (*Stage I*) & final (*Stage II*) year of their study.
- Students are trained through two modes;

(i) **Mode 1** - External vendor + Internal Team,

(ii) **Mode 2** - External Vendor.



Placement Outcomes

- Outreach program by the Placement Cell target new companies visiting campus for placements and strengthen ties with existing ones.
- As an outcome of the outreach program the number of new companies approaching PSG College of Arts & Science for placements has increased from 58 in 2016-2018 to 136 new companies in 2018-2020.
- The number of students opting for placements has increased from 775 students in 2015-2016 to 2794 students in 2019-2020
- There has been a significant rise in number of offers, number of students placed, number of

companies visiting the campus during the assessment period

Impact at a glance

Description	2015-16	2016-17	2017-18	2018-19	2019-20
No. of students opted for placement	775	688	734	1664	2794
No. of Companies visited campus	65	76	66	148	232
No. of offers	989	805	901	1241	1707
No. of students placed	650	563	635	878	1207

File Description	Document
Any additional information	View Document
Link for Strategic Plan and deployment documents on the website	View Document
Link for additional information	View Document

6.2.2 The functioning of the institutional bodies is effective and efficient as visible from policies, administrative setup, appointment, service rules and procedures, etc.

Response:

Authorities and Functions

Authority	Description
PSG Trust Board	<ul style="list-style-type: none"> • Prioritizes action plans towards quality and excellence of Institution. • Strategic Initiative Forum (SIF) sets direction for PSG Institutions.
Chairman	<ul style="list-style-type: none"> • Approves Administrative and Academic proposals
Managing	<ul style="list-style-type: none"> • Sets Policies and Objectives

Trustee	<ul style="list-style-type: none"> • Provides necessary resources • Aids in progression and continual improvement
College Committee	<ul style="list-style-type: none"> • General administration of college properties and fund/grants. • Appoints staff and takes disciplinary action if necessary.
Governing Body	<ul style="list-style-type: none"> • Guides Institution in achieving its goals. • Approves recommendations of Academic Council, New Programmes, Annual Reports and Staff Recruitments.
Secretary	<ul style="list-style-type: none"> • Represents College Committee in Institutional Administration and roles prescribed for the Secretary under Tamil Nadu Private College Regulation Act • Reports to Managing Trustee
Principal	<p>Chairs all prime internal committees and is accountable for;</p> <ul style="list-style-type: none"> • Internal College Academic Administration • Curriculum overview and staff work allotment • College Perspective and Strategic plan • Initializing changes in Policies • Supportive Developments and Quality Assurance affairs.
Vice Principals (Aided)	<ul style="list-style-type: none"> • Takes care of Academic and student Affairs

& Self Fi
nanced)

NAAC

Authorities jointly participate in functioning of all three governance structures.

1. Administrative Structure

College Committee and Governing Body operationalize policies/practices and quality issues, revitalize functioning modalities and revamp infrastructure through Secretary and Principal.

- Administrative office with Office Superintendent(OS) and Administrative Officer(AO) in consultation with Secretary, Principal and Vice Principals manages Academic allied support functions of students and faculty.
- Maintenance Department under AO's purview is responsible for premises maintenance by executing actions after approval from Secretary and Principal.
- Finance Committee scrutinizes financial proposals, income and expenditure pattern and devises financial plan for Autonomous fund.
- IQAC being the prime body in benchmarking and transforming Academic reforms moderates all quality initiatives.

2. Academic Structure

Curriculum Development Cell designs curriculum framework based on inputs from experts, feedback from stakeholders and instructions from regulatory bodies.

- Board of Studies reviews & validates curriculum design; Standing Committee scrutinizes & recommends it to Academic Council.
- Academic Council, approves curriculum/curriculum framework modifications and new courses/programme proposals.
- Controller of Examination (COE) office engages in Planning & Conducting exams and declaring results.
- Heads of Department is responsible for Curriculum Design & Update, student development, integrity, framing committee and functions of department.
- Teachers involve in Mentorship, Teaching-Learning-Evaluation, Research and Student progression.

3. Facilitative Structure

Committees/Cells/Forums/Clubs/Associations/Department of Physical Education performs academic strengthening, extra-curricular, sporting, cultural and community engagement activities.

- Appeals & Grievances Committee, Internal Complaints Committee, Anti-ragging committee and SC/ST Committee work towards harmonious academic climate.
- *Manavar Manram*/forums and clubs nurture creativity, leadership & managerial skills and create social responsibility.
- Placement cell provides complete support for employability and skill enhancement.

- Supporting units include Library, Skill Centre, ICT centre, Alumni Association, Central Research Laboratory, Centre for Women's studies and Centre for Innovation, Incubation & Entrepreneurship.
- These units enable diversity in learning, imbibing entrepreneurial skills, critical thinking and deepen knowledge on gender equality.
- PSG Centre for Academic Research and Excellence aims to promote teaching excellence and faculty-student relationships through programmes/trainings.

File Description	Document
Any additional information	View Document
Link to Organogram of the Institution webpage	View Document
Link for additional information	View Document

6.2.3 Implementation of e-governance in areas of operation

1. Administration
2. Finance and Accounts
3. Student Admission and Support
4. Examination

Response: A. All of the above

File Description	Document
Screen shots of user interfaces	View Document
Institutional data in prescribed format	View Document
ERP (Enterprise Resource Planning) Document	View Document
Any additional information	View Document
Link for additional information	View Document

6.3 Faculty Empowerment Strategies

6.3.1 The institution has effective welfare measures for teaching and non-teaching staff and avenues for career development/ progression

Response:

College ensures the well-being of its teaching and non-teaching staff through provision of voluntary amenities besides statutory facilities with an aspiration to uplift their morale.

Welfare is extended through special monetary assistance, physical and psychological well-being, appreciation, recognition and knowledge enrichment.

I. Financial

1. Medical

- Compulsory coverage - ESIC for the employees with salary less than Rs.21,000/month
- Road Safety insurance package up to one lakh rupees
- Concession for treatment at PSG Hospitals

2. Loan & Bonus

- Interest free festival advance
- Festival bonus for bottom line personnel

3. Research

- Financial support for staff members to attend conference/seminars/workshops/trainings
- Incentives to staff members for research publications and completion of MOOCs
- Seed money for undertaking research work

4. Miscellaneous

- EPF coverage for all teaching and support staff
- Financial Support to the children of needy non-teaching staff

II. Health & Wellness

- Health Centre functions in association with PSG Hospitals for emergency medical assistance
- Psychological and Emotional support rendered through Centre for HOPE (Helping Our People Excel) and Wellness Hub
- Mind, Body and Soul balance, for inner refinement through Yoga (*Asanas & Kundalini*) offered by WCSC (World Community Service Centre), Coimbatore Zone
- Free Medical check-up through PSG Hospitals and awareness programmes on Sanitation and Safety for food handlers
- Free Customized Diet Counseling at Diet Clinic for disease/disorder specific conditions
- Maternity benefits and medical leave

III. Appreciations and Recognitions

1. Staff members

- On Staff Day (20th February of every year),
 - Staff members who have completed 25 years of service are honored for their contribution to the Institution
 - Platform created to exhibit talents through cultural & sporting events and winners are recognized

- Awards to appreciate and recognize exemplary service of staff are instituted by the Management on Teachers' Day, Women's Day and Awards Day
- Retiring staff members are honored through a special function

2. Staff-Family members

- Meritorious School going children of Staff members are rewarded / recognised
- Children of Teaching and Non-teaching staff are given admission across PSG Institutions
- Employment on compassionate grounds for family members of non-teaching staff
- Summer camps are organized for children of staff members

IV. Career Development and Progression

- Orientation for newly recruited Teachers at the beginning of every Academic Year on:
 - PSG Institutions set up
 - Teaching-learning methods
 - ICT tools usage for effective teaching-learning
 - Research works and paper publications
- FDPs, Workshops, Trainings and Lectures are facilitated for capacity building through PSG Center for Academic Research and Excellence (PSG CARE)
- Resources of PSG Institutions are kept open for accessibility for staff to promote
 - Discipline & trans-discipline specific research and publications
 - Collaborations for trainings
 - Staff is given freedom to access ICT facilities, Laboratories and Library facilities of the Institution
- Periodical Technical trainings on working modules of Management Software System and Learning Management System.

MA Yoga programme – **Yoga for Human Excellence** offered for Staff Members by Simplified *Kundalini Yoga* (SKY) studio of WCSC, Coimbatore zone jointly with Bharathiar University, Coimbatore.

File Description	Document
Any additional information	View Document
Link for additional information	View Document

6.3.2 Average percentage of teachers provided with financial support to attend conferences / workshops and towards membership fee of professional bodies during the last five years.

Response: 10.97

6.3.2.1 Number of teachers provided with financial support to attend conferences/workshops and towards membership fee of professional bodies year wise during the last five years

2019-20	2018-19	2017-18	2016-17	2015-16
169	49	10	22	38

File Description	Document
Institutional data in prescribed format	View Document
Any additional information	View Document

6.3.3 Average number of professional development / administrative training Programmes organized by the institution for teaching and non-teaching staff during the last five years.

Response: 21.8

6.3.3.1 Total number of professional development /administrative training Programmes organized by the institution for teaching and non teaching staff year-wise during the last five years

2019-20	2018-19	2017-18	2016-17	2015-16
43	10	21	21	14

File Description	Document
Reports of Academic Staff College or similar centers	View Document
Institutional data in prescribed format	View Document
Any additional information	View Document
Link for additional information	View Document

6.3.4 Average percentage of teachers undergoing online/ face-to-face Faculty Development Programmes (FDP)during the last five years (Professional Development Programmes, Orientation / Induction Programmes, Refresher Course, Short Term Course).

Response: 20.53

6.3.4.1 Total number of teachers attending professional development Programmes, viz., Orientation Programme, Refresher Course, Short Term Course, Faculty Development Programmes year wise during last five years

2019-20	2018-19	2017-18	2016-17	2015-16
300	140	43	44	20

File Description	Document
IQAC report summary	View Document
Institutional data in prescribed format	View Document
Any additional information	View Document
Link for additional information	View Document

6.4 Financial Management and Resource Mobilization

6.4.1 Institution conducts internal and external financial audits regularly

Response:

The financial forecast for every academic year is sought before the end of the previous financial year. Activities of the next Academic Year are taken under consideration while Budget Planning. The main source of fund is raised through Tuition fees and Special fees. Additionally funds are also mobilized through grants received from various government and non-government funding agencies. The Institution also plans and identifies various other sources for mobilizing funds for developmental activities. The finance committee ensures proper co-ordination between the various activities of the College and the expenditure incurred during the year.

PSG Management has a separate Internal Audit Department with experienced and qualified finance executives headed by qualified Chartered Accountant. External audit is conducted by auditors representing the Directorate of Collegiate Education and Government of Tamilnadu.

- A perfect and effective Internal Control System is placed to monitor the financial transactions
- Financial transactions are audited on concurrent basis
- Internal Audit is conducted periodically to ensure that financial transactions are approved by concerned authorities
- Effective measures are taken to improvise the existing system based on audit observation. It also ensures that proper books of accounts are maintained
- Queries and concerns related to financial transactions are settled with the approval of the Management
- The Management has a special audit committee to analyze the financial statements with aid of budgeting tools
- Internal Control System is periodically monitored by External Auditors and the observations made/recommended are implemented to strengthen the system
- Internal and External Audit control is placed with strong suit to screen the Assets of the Institution

File Description	Document
Any additional information	View Document
Link for additional information	View Document

6.4.2 Funds / Grants received from non-government bodies, individuals, philanthropists during the last five years (not covered in Criterion III and V) (INR in Lakhs)

Response: 418.69

6.4.2.1 Total Grants received from non-government bodies, individuals, Philanthropers year-wise during the last five years (INR in Lakhs)

2019-20	2018-19	2017-18	2016-17	2015-16
128.40	64.21	87.31	75.96	62.81

File Description	Document
Institutional data in prescribed format	View Document
Any additional information	View Document
Annual statements of accounts	View Document

6.4.3 Institutional strategies for mobilisation of funds and the optimal utilisation of resources

Response:

The Finance Policy of PSGCAS provides guidelines to mobilize and optimally utilize the monetary grants and other resources from governmental and non-governmental sources.

College adheres to the Policy and procedures that emphasize on financial activities to ensure transparency, accountability and continual learner-centric development. It involves four stages of financial management namely, Resource identification, Action to mobilize the resources, Resource Utilization, Documentation and Review.

a. Resource Identification

Sources to obtain monetary and capital resources are identified through Governmental funding agencies' portals, Reports of Rankings and Accreditations, Social media and others. The various source of funds for the Institution are categorized under,

- Central & State Government

- Management / Institutional Funds
- UGC Funds and Grants
- Others – Sister Organization, Philanthropists, Industry-Academia Linkage, Alumni and NGOs

b. Fund Mobilization Strategy

Institutional Level

- Proposals/ Applying for Government fund to enhance infrastructural facilities
- Freedom to utilize Infrastructure and facilities by the faculty members and students to undertake funded research projects and conduct sponsored seminars/ lectures/ workshops/ conferences/ exhibitions
- Improving Institution's performance for Rankings and Accreditations through which funds flow from Government and other funding agencies can be increased
- Policies and guidelines framed to capitalize in-campus fund generation through Gymnasium, Central Research Laboratory, Incubation Centre, Browsing Centre, Admission, Student's Council, Student fee and Hostel
- Strengthening Alumni connect mechanism for resource support

Department Level

- Mobilization of Institutional fund by the Departments is through submission of annual budget with recurring and capital resources before the beginning of academic year for review and approval by the relevant authority
- Fund/ Resource in-flow from Seminars, Alumni, Consultancy, Workshops, Association fee and Collaborations

c. Resource Utilization

- Utilization of UGC, DST, DBT-FIST, TNSCST, TANSICHE, ICSSR and other funding agencies' grants for research projects, laboratory equipment and ICTs
- Institutional funds for Staff salary, department consumables, buildings, repairs and maintenance, green campus initiatives and other institutional functions
- Funds generated through Student Council are utilized for organizing several Inter-Collegiate events and Student welfare activities
- Government, Institutional and Alumni grants and Interest from Endowment fund for scholarships, academic events and social immersion activities
- Resources from seminars, conferences, workshops and consultations for departmental activities
- Awareness Campaign / Programmes on hygiene and sanitation and green cover by using NSS and NCC funds
- Funds raised by NSS, NCC and *Manavar Manram* for natural disasters are sent to the beneficiaries of the affected areas during calamities

d. Documentation

- Documentation and Reporting of resource mobilization and utilization aims at tracking the accordance of activities with policy and procedures
- All financial movements of the College activities including research works, sporting and cultural

events, salary, consumables purchase, repair & maintenance and others are recorded and documented at both Departmental level and Institutional level

- Annually the financial statements are reviewed and audited for effective and efficient usage of resources

File Description	Document
Any additional information	View Document
Link for additional information	View Document

6.5 Internal Quality Assurance System

6.5.1 Internal Quality Assurance Cell (IQAC) has contributed significantly for institutionalizing the quality assurance strategies and processes visible in terms of – Incremental improvements made for the preceding five years with regard to quality (in case of first cycle) Incremental improvements made for the preceding five years with regard to quality and post accreditation quality initiatives (second and subsequent cycles)

Response:

IQAC earnestly strives to maintain excellence so as to systemize Quality Assurance in various spheres of institutional processes.

A. Massive Open Online Courses (MOOCs) in Curriculum

In the academic year 2018-19, IQAC has been instrumental in bringing out major curriculum reforms through implementation of OBE and MOOC course was made mandatory in a self paced mode to be completed anytime during the programme at both UG and PG level.

NPTEL courses at a glance in PSGCAS:

- One of the active local chapters of NPTEL with partnering as SWAYAM-NPTEL Local Chapter (ID: 743) since January, 2017
- PSGCAS faculty member is a Single Point of Contact (SPOC) for local chapter to NPTEL Centre, IIT Madras
- Faculty completing advanced NPTEL online certification courses are approved for Faculty Development Programme (FDP) by AICTE
- To access NPTEL video and web courses, a server is maintained in the digital library

PSG Institutions have tied up with Coursera to offer free courses through which many students and teacher have completed courses offered by reputed International Universities.

IQAC and Department of Library, PSGCAS, regularly conducts workshops to create awareness about

enrolling to NPTEL and online certification courses. FDPs are also organized to provide guidelines on design and development of MOOC courses.

Success Statistics of NPTEL Online Certification Courses

Course Run	Present	Gold	Elite	Silver	Successful	Certified	Topper
Jan-Dec 2020	2596	64	423	853	747	2087	65
Jul-Dec 2019	2188	21	755	272	657	483	56
Jan-Apr 2019	1790	21	181	491	888	209	35
Jul-Oct 2018	680	12	319	0	276	73	27
Jan-Apr 2018	91	0	26	0	53	12	1
Jul-Dec 2017	29	0	11	0	13	5	0
Jan-June 2017	19	0	4	0	15	0	0

B. Faculty Empowerment through PSG Center for Academic Research and Excellence (PSG CARE)

As a Quality Assurance measure IQAC identifies avenues for Capacity Building of faculty members to augment their professional eminence with the support of PSG CARE. PSG CARE founded by the PSG & Sons' Charities Trust with a mission to promote teaching excellence in all the Colleges under its umbrella through workshops, seminars, one-to-one consultation and other activities.

Programmes offered by PSG CARE for PSGCAS

- **Faculty Induction Programme (FIP)** – Newly recruited faculty are oriented on the legacy and culture of the institution, infrastructural facilities, best practices in Higher education, effective pedagogical tools and research designs
- **Academic Leadership Programme** – aimed at honing leadership skills of faculty to take up academic leadership roles in future
- **One Year Certification Programs:**
 - Atmospheric Science and Climate Change offered in association with Indian Meteorological Society
 - Data Science
 - Cyber security

- **Hands on Training Programme on Technical Aids for Teaching and Research**

PSG CARE also provides financial and technical support to Departments of PSGCAS to organize domain specific FDPs

Beneficiaries of PSG CARE Programmes

Participation of faculty members in professional development programmes organized by PSG CARE has gradually increased from 279 in the year 2015-16 to 834 beneficiaries in 2019-20.

Programs organized for PSGCAS faculty members by PSG CARE (2019-20)

S. No.	Programs organized in 2019-20	Number of beneficiaries
1	Faculty Induction Programme (FIP)	46
2	Academic Leadership Programme	10
3	One Year Certification Programs	28
4	Hands on Training Programme on Technical Aids for Teaching and Research	125
5	Domain specific FDPs organized by Departments	625

File Description	Document
Any additional information	View Document
Link for additional information	View Document

6.5.2 The institution reviews its teaching learning process, structures & methodologies of operations and learning outcomes at periodic intervals through IQAC set up as per norms and recorded the incremental improvement in various activities (For first cycle - Incremental improvements made for the preceding five years with regard to quality For second and subsequent cycles - Incremental improvements made for the preceding five years with regard to quality and post accreditation quality initiatives)

Response:

The College complies with policies of various statutory and non-statutory bodies and falls in line with requirement of the State Government and Parent University. IQAC, a prime body of the College reviews Institution's operations and Teaching Learning Process (TLP) periodically.

Two practices among others, adopted to review and implement TLP reforms, by IQAC are Quality Assurance in TLP and Feedback Mechanism.

A. Quality Assurance in TLP

Quality Assurance is an inherent component in functioning of the College. It is monitored by IQAC

through AAA and System Audit and Total Quality Management (TQM). System of academic aspects is ensured by IQAC's Peer Team Evaluation. TQM of the College commits itself to curriculum design, review and updating, teaching-learning process, assessment and learning outcomes, knowledge creation and dissemination.

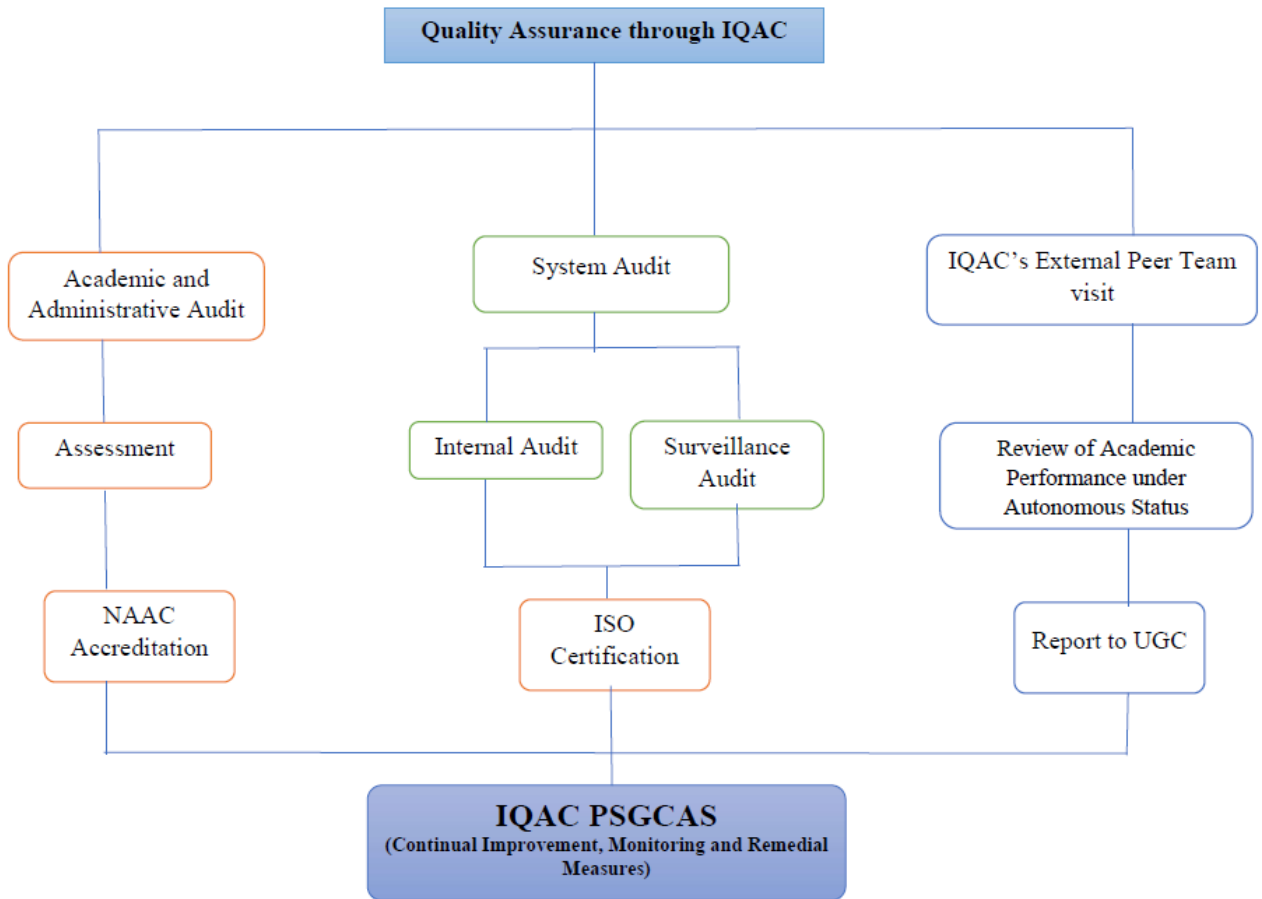
Review and Audits

Review Process of IQAC ensures participative approach and quality assurance in Teaching and Learning Process.

- As per UGC Guidelines for the Autonomous Colleges 2017, the IQAC of the College constituted an External Peer Team to review Academic Performance of the College annually
- System Audit under ISO strengthens the Academic Audit. It is done internally in two cycles per year by trained team members
- Surveillance audit by the external auditors conducted once a year, aims to strengthen the system functioning
- IQAC periodically conducts Academic and Administrative Audit (AAA) to monitor and evaluate academic and administrative practices
- Teaching Learning Process and its effectiveness is primarily monitored at department level by HODs
- Review and Audit observations pertaining to TLP are categorized, analyzed and a comprehensive report with SWOC analysis is placed in appropriate committees for deliberations and to develop strategies for implementation

Impact of Review - Strengthening of TLP

- Trainings to teachers through in-house programmes and PSG Centre for Academic and Research Excellence (PSG CARE) in order to be in pace with evolving teaching learning process
- Training/ FDP modules encompassing ICT tools operationalisation, Technologies to enhance TLP, Advancements in ICTs, e-content creation, working of Learning Management System, Outcome Based Education, Tutorial system and Evaluation techniques
- Apart from trainings and FDPs, ICT enabled class rooms (all classrooms), facilities for e-content development & Wi-Fi enabled campus to enhance TLP
- Implementation of OBE based Curriculum during 2018-19 as per the requirements of UGC
- OBE based Curriculum components and tutorial system including participative learning & problem-solving methodologies are directed not only towards career and skill capability enhancement but also towards behavioural (affective domain) change



B. Feedback System

All quality initiatives originate from stakeholders of the College either in the form of requirements, problems and solutions or feedback. This proposition, flows through twin channels, namely,

(i) Top-down Approach: Innovative thoughts and action plans reported in the College Committee and Governing Body are percolated down to the teaching and non-teaching staff and the students through meetings and circulars

(ii) Bottom-up Approach: The up-streaming of thoughts and feedback of all initiatives from grass root level are taken up to various committees for appropriate decisions

College adopts Three Tier Feedback System for monitoring and measuring TLP. The levels of feedback, their aim and mode of collection are given in the following table:

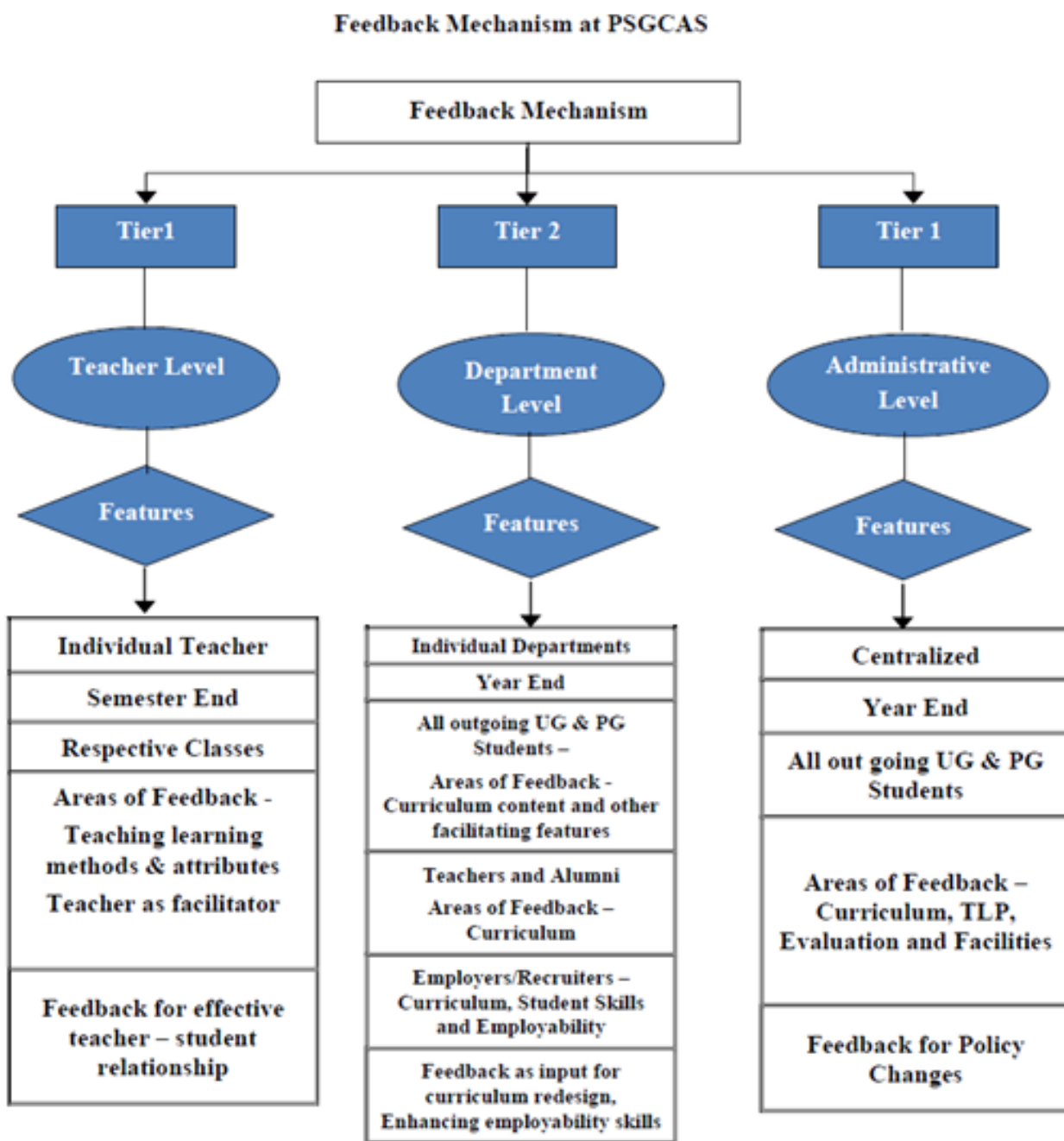
Level	Feedback		Periodicity of Feedback	Mode of collection
	From	On/About		
Tier 1	Students	Teaching Learning Methods and Attributes of Teachers	Every Semester	Offline
Tier 2	Students	Curriculum content and facilities	End of the Programme	Offline
	Teachers and Alumni	Curriculum content	Annual	Offline/Online
	Employers/ Recruiters	Curriculum content, Students Skill & Employability Capacity	During placement drives	Offline/Online
Tier 3	Students	Curriculum, Evaluation, TLP and facilities	End of the Programme	Online mode through LAUDEA Mobile App.

The feedback obtained at various Tiers are analyzed and discussed in review meetings, students council and committees for

- Policy changes at administration level
- Curriculum revamp and Effective Student-Teacher relationship at department level
- Infrastructural development at Institutional Level

The Outcome for enhanced TLP and transformative education through feedback is given in the following table.

Level	Responsibility	Impact
Tier 1	Departments (HoDs and Teaching Staff)	<ul style="list-style-type: none"> ▪ Designing and Organizing FDPs, workshops, ICT and other trainings. ▪ Modifying norms for recruitment and appraisal.
Tier 2	IQAC & Departments (HoDs and Teaching Staff)	<ul style="list-style-type: none"> ▪ Discussion of suggestions from students at department meetings. ▪ Redesigning curriculum modules through Curriculum Development Cell (CDC) and Board of Studies (BoS) ▪ Infrastructure development. ▪ Encouraging Research and Collaborations.
	Placement Centre	<ul style="list-style-type: none"> ▪ Designing Skill Enhancement Training. ▪ Providing soft skill, aptitude and interview skill enhancement trainings.
Tier 3	IQAC	<ul style="list-style-type: none"> ▪ Formulates Strategic plans for transformative education.



File Description	Document
Any additional information	View Document
Link for additional information	View Document

6.5.3 Quality assurance initiatives of the institution include:

- 1.Regular meeting of Internal Quality Assurance Cell (IQAC); Feedback collected, analysed and used for improvements**
- 2.Collaborative quality initiatives with other institution(s)**
- 3.Participation in NIRF**
- 4.Any other quality audit recognized by state, national or international agencies (ISO Certification)**

Response: All of the above

File Description	Document
Upload e-copies of the accreditations and certifications	View Document
Institutional data in prescribed format	View Document
Any additional information	View Document
Paste web link of Annual reports of Institution	View Document

Criterion 7 - Institutional Values and Best Practices

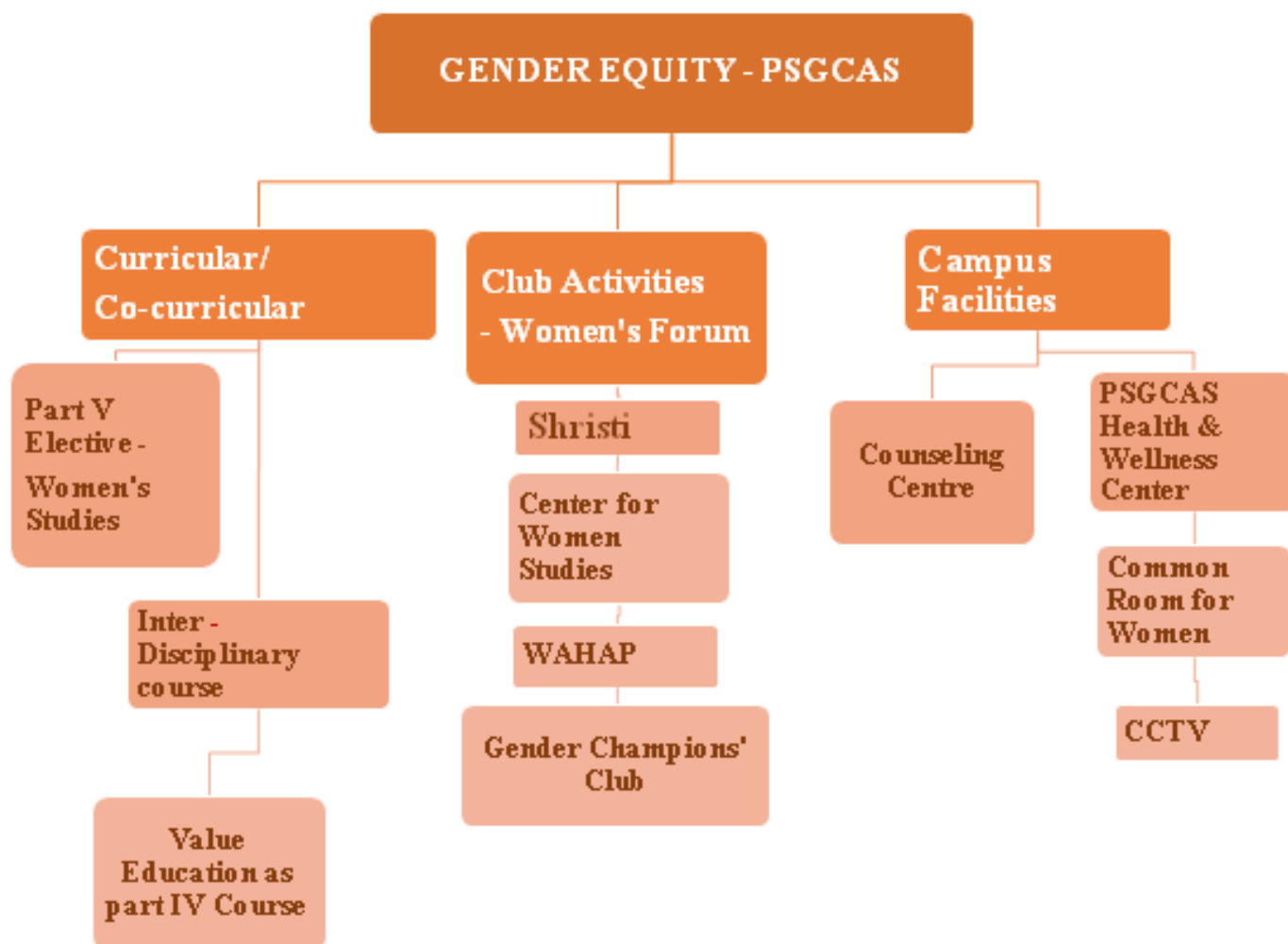
7.1 Institutional Values and Social Responsibilities

7.1.1 Measures initiated by the Institution for the promotion of gender equity during the last five years.

Response:

PSGCAS has been conscious & enthusiastic in ensuring gender equity and promoting continuous growth through curricular and co-curricular activities.

College has proven its contribution towards women empowerment more than just gender equity, with 57% women in leadership positions and 67% women in total workforce and 58% female students.



I. Curricular & Co-curricular inclusions:

- Carrying the vision of *offering in-built modules for character and skill*, the college offers 'add-on' course on '**Women's studies**' in Part V Optional cluster from 2018 with focus on gender bias, physical & emotional wellbeing, empowerment, legal rights etc.
- **Interdisciplinary Course on "Social problems"** with special focus on women equality, empowerment and protection

- Gender Equality and legal protection for women is included in '**Value Education**' - an Ability Enhancement Compulsory (Part IV) course for all I UG students

II. Gender Equity & Sensitisation Activities.

Underpinning the *SDG-5 "Achieve gender equality and empower all women and girls"*, PSGCAS has initiated **Women's Forum** for conducting various events (not less than 10 events per annum) to sensitize students and other stakeholders towards gender equity and overall wellbeing of women through the relevant Clubs & Cells.

Various Programmes organised include:

- Debates, Competitions and Street plays to develop thoughtfulness on gender equity
- Conferences and Seminars to sensitize on gender issues, legal acts and women empowerment
- Training & Skill Development Programmes on Self Defence and Wellbeing
- Community Engagement activities for underprivileged women
- Women Entrepreneurship Development Programmes conducted by EDC

Events & programmes are also organised in association with National Commission for Women (NCW), '*Mahalir Thittam*', TNSRLM, NGO's, '*Project Puthri*', *Aram*, '*Shanthi Ashram*', FICCI Flo, '*Udhyog Utsav*' and Coimbatore City Police, etc.,

A few highlights of activities

- **Cancer awareness human formation** with 10,282 students and faculty members sensitised the responsibility of conscious lifestyle
- **Project PUTHRI** is India's first ever developmental project to inculcate Career Intentionality among under-privileged girls
- Exhibition cum sale of products of **Women Self Help Groups (SHG)** at the Campus

Annual Gender Audit is conducted to understand the pattern and composition of male/female in education, sports and residential. An effective Internal Complaints Committee is in place to resolve any form of grievance on women harassment.

III. Facilities for women on campus:

- **PSG Health & Wellness Centre** with PSG Hospitals for medical requirements
- **Centre for HOPE** for Psychological and Emotional well-being of the PSGCAS community
- **Common room** (Ladies Lounge) for women students and faculty members
- **Women security personnel** stationed throughout the campus
- **Surveillance cameras** at 151 places across the campus to ensure the safety and security round the clock

IV. Others

- **International Women's Day, National Girl Child Day and World Breast Feeding Week** are observed annually
- **Gender equity in student leadership development** is ensured by electing Male and Female as

Chairpersons and Secretary of '*Manavar Manram*', (the students' council of PSGCAS) and two class representatives (Male & Female)

PSGCAS not only takes enough measures to protect gender equity, but also has been proactive in *empowering and building the society* through social extension activities.

File Description	Document
Specific facilities provided for women in terms of: a.Safety and security b.Counselling c.Common Rooms d. Day care center for young children e. Any other relevant information	View Document
Annual gender sensitization action plan	View Document

7.1.2 The Institution has facilities for alternate sources of energy and energy conservation measures

- 1.Solar energy
- 2.Biogas plant
- 3.Wheeling to the Grid
- 4.Sensor-based energy conservation
- 5.Use of LED bulbs/ power efficient equipment

Response: A. 4 or All of the above

File Description	Document
Geotagged Photographs	View Document
Any other relevant information	View Document

7.1.3 Describe the facilities in the Institution for the management of the following types of degradable and non-degradable waste (within 500 words)

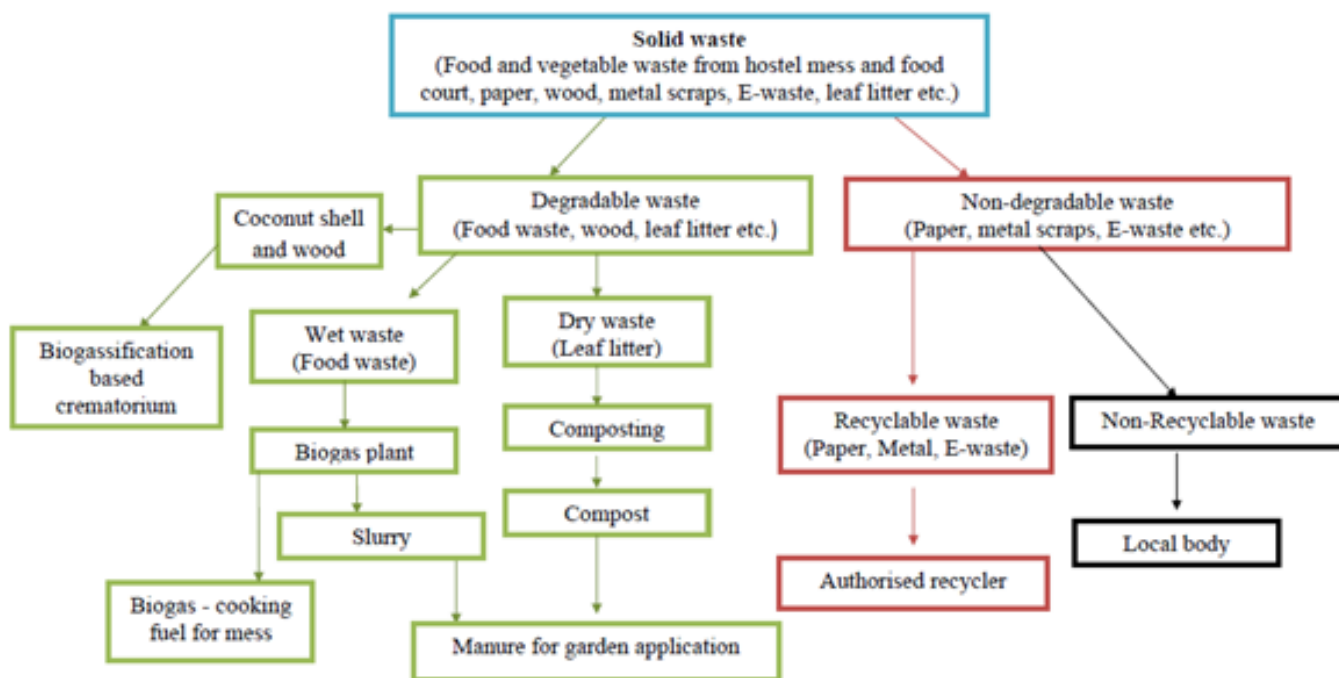
- Solid waste management
- Liquid waste management
- Biomedical waste management
- E-waste management
- Waste recycling system
- Hazardous chemicals and radioactive waste management

Response:

PSGCAS has efficient Solid, Liquid and E- waste management system in place with enabling policies and state of the art facilities so as to maintain congenial green environment

A. Solid waste management

The College has a professional and well-managed system of mechanism for collection, segregation, handling and disposal of biodegradable and non-biodegradable waste. The whole of solid waste produced in campus is segregated as biodegradable and non-biodegradable that are recycled, composted and reused.



I. Management of Biodegradable waste

- Kitchen waste and vegetable waste from hostel mess and food court are processed for biogas generation that reduces the consumption of Liquid Petroleum Gas (LPG) saving annual cost to a tune of Rs.5,75,232/-
- Fruit peels, garden waste, dead plants & leaves are deposited as piling and composted systematically over a period of time to be used as compost for the gardens and trees in campus
- Majority of paper waste is sent to external recycler through vendors
- Green waste such as fruit peels, grass clippings, dried lawns are systematically composted. The campus has an earmarked facility to process 3000 kg of green waste to produce organic manure by windrow composting method. This manure has reduced the dependency on inorganic fertilizers
- College has taken all efforts in moving towards paperless campus. Circulars have been made digital, Double side printing is preferred and one-side papers are further utilized for other purposes
- Coconut shell generated in hostel mess and food court is given to biomass- based gasification system at *SAMARPAN*, an ecofriendly crematorium. It reduces the consumption of LPG and wood for cremation

II. Management of Non-biodegradable waste

- Non-biodegradable wastes like wrappers, glasses, papers, packaging materials and metals are recycled through approved external vendors

The **solid waste** generation on the campus is 310–440 kg/ day, out of which 73-81% are biodegradable.

B. Liquid waste management

Waste water generated from hostel, mess and food court is treated through a hi-tech Sewage Treatment Plant (STP) in the campus. The treatment capacity of STP is 5,00,000 liters/day. On an average, 3,50,000 liters/day of treated water is used for irrigation and toilet flushing. The sludge settled in STP is removed regularly and dried on drying beds. The dried sludge (450 kg / month) is utilized as manure.

C. E-waste management

I. Optimal utilization of Electronic goods

Minor repairs are rectified by the ICT team and Instrument Maintenance Facility. The major repairs are handled by the specific internal technical assistance. Old computers are refurbished and donated to Sri Valli Varatharaj Higher Secondary School, Theni District.

II. Recycling the e-waste

The equipment that cannot be refurbished/reused is directed to an authorized E-waste vendor, where it is dismantled and recycled into raw materials (*i.e.*, metals, plastics, and glass).

Usage of hazardous and radioactive chemicals is avoided. Disposal of laboratory chemical waste is done as per Material Safety Data sheet (MSDS) guidelines.

The efficacy of the waste management and waste recycling system is ascertained through green audit.

File Description	Document
Relevant documents like agreements/MoUs with Government and other approved agencies	View Document
Geotagged photographs of the facilities	View Document
Any other relevant information	View Document

7.1.4 Water conservation facilities available in the Institution:

1. Rain water harvesting
2. Borewell /Open well recharge
3. Construction of tanks and bunds
4. Waste water recycling
5. Maintenance of water bodies and distribution system in the campus

Response: B. 3 of the above

File Description	Document
Geotagged photographs / videos of the facilities	View Document
Any other relevant information	View Document
Link for any additional information	View Document

7.1.5 Green campus initiatives include:

1. Restricted entry of automobiles
2. Use of Bicycles/ Battery powered vehicles
3. Pedestrian Friendly pathways
4. Ban on use of Plastic
5. Landscaping with trees and plants

Response: Any 4 or All of the above

File Description	Document
Various policy documents / decisions circulated for implementation	View Document
Geotagged photos / videos of the facilities	View Document
Any other relevant documents	View Document

7.1.6 Quality audits on environment and energy are regularly undertaken by the Institution and any awards received for such green campus initiatives:

1. Green audit
2. Energy audit
3. Environment audit
4. Clean and green campus recognitions / awards
5. Beyond the campus environmental promotion activities

Response: A. Any 4 or all of the above

File Description	Document
Reports on environment and energy audits submitted by the auditing agency	View Document
Certification by the auditing agency	View Document
Certificates of the awards received	View Document
Any other relevant information	View Document

7.1.7 The Institution has disabled-friendly, barrier free environment

1. Built environment with ramps/lifts for easy access to classrooms.
2. Divyangjan friendly washrooms
3. Signage including tactile path, lights, display boards and signposts
4. Assistive technology and facilities for Divyangjan accessible website, screen-reading software, mechanized equipment
5. Provision for enquiry and information : Human assistance, reader, scribe, soft copies of reading material, screen reading

Response: A. Any 4 or all of the above

File Description	Document
Policy documents and information brochures on the support to be provided	View Document
Geotagged photographs / videos of the facilities	View Document
Details of the Software procured for providing the assistance	View Document
Any other relevant information	View Document

7.1.8 Describe the Institutional efforts/initiatives in providing an inclusive environment i.e., tolerance and harmony towards cultural, regional, linguistic, communal socioeconomic and other diversities (within 500 words).

Response:

PSGCAS has always been a forerunner in creating value for its stakeholders by creating a sustainable and inclusive community. The College upholds *the Principles of the SDGs by bringing together uniqueness, bridging the inherent socio- economic- diversities and harnesses the richness of cultural and regional backgrounds. The Institutional efforts are closely associated to our Nation's development mantra **Sabka Saath Sabka Vikas** (Collective Effort, Inclusive Development).* Students come from various cultural, religious, linguistic and demographical backgrounds. The leadership and faculty members are well aware of the needs of the students and they value and respect them for what they are.

I. Inclusive Environment at PSGCAS

- There is prescribed code of ethics for students, teachers and support staff to prevent discrimination on the grounds of Age, Gender, Religion, Physique etc., and provides equal opportunities, access, and resources through:
 - Strict community-wise allocations in admission & recruitment as per the State Government norms
 - Admissions to underprivileged students
 - Equal opportunities to *Divyanjan*, in education and employment
- Through appropriate **Clubs and Forums** the students inculcate tolerance and harmony towards cultural, regional, linguistic, communal, socio-economic and other diversities
 - **Muthamil Manram**- Preserve and promote the rich heritage of culture and knowledge treasures of Tamil Literature through book reviews, discussions etc.

- **Thinkers' Association-** Grants freedom of expression of thoughts on various social, political, cultural and economic concerns through discussions and lectures;
- **Third Hand Club- Divyangjan** candidates showcase their talents and skills;
- **Thirukkural Peravai-** Poetry reviews, workshops and debates are conducted and writing one *Thirukkural* a day in the campus to propagate its eminence;
- **CAS Crew-** the dance club gives opportunities to students to cultivate and preserve Indian culture
- **Aram forum-** highlights the significance of our culture and life values for the development and success of the younger generations
- **Yoga forum-** educate staff/students on healthy and holistic living
- **Value Education** course educate students on human rights and values
- **Pongal Vizha**– Festival to uphold the rich Tamil cultural heritage, and many other festivals viz. *Navrathri, Onam, Saraswathi Pooja, Ganesh Chaturthi etc.* are celebrated

II. Protecting & Safeguarding individual rights

PSGCAS takes sufficient measures in protecting & safeguarding the rights of students/ teachers and support Staff through easily approachable committees and cells.

III. Involvement through External Partnerships in promoting tolerance and harmony

PSGCAS jointly works towards inclusiveness with varied Government and Non- Governmental bodies and has achieved accolades for the creditable contributions in promoting **SDGs (5,16,17)**

- Launched a Free online course on **Non Violent Communication in association with Gandhi Smriti & Dharshan Samiti** (An Autonomous body under Ministry of Culture, GoI) for the Tamil Community Pan India, to inculcate peace, values and tolerance among our citizens
- **Webinar on Promoting Volunteerism through Nonviolent Communication** in association with organized by Gandhi Smriti and Darshan Samiti
- Collaboration with NGOs & International Bodies for inculcating Peace, Values and Women/Human rights
- **Revolution 15 - 4th Indian Deaf Expo** - An International Conference on Innovation Technologies Sign Language Film Festival & Culture Awareness and Education for the Deafness
- **Certificate course on Sign Language** is offered as value added course

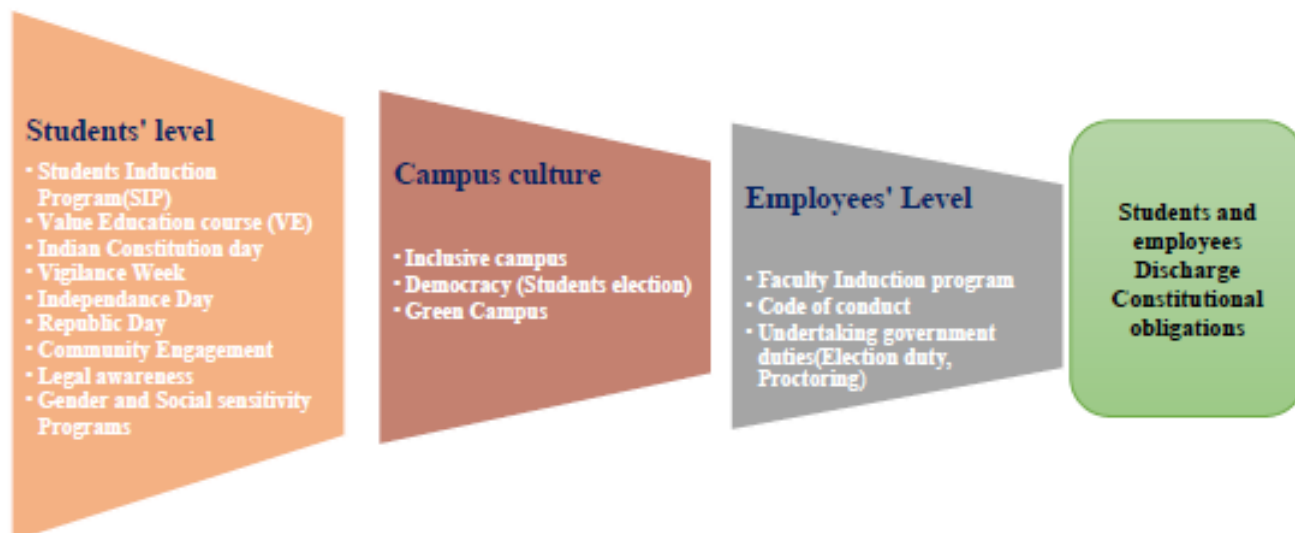
File Description	Document
Supporting documents on the information provided (as reflected in the administrative and academic activities of the Institution)	View Document

7.1.9 Sensitization of students and employees of the Institution to the constitutional obligations:

values, rights, duties and responsibilities of citizens (within 500 words).

Response:

PSGCAS consistently strives to endorse the Constitution values and develop responsible citizenry through numerous activities at diverse levels.



- The Student Induction Programme (**SIP**) sensitizes the new entrants on their **civic responsibilities** through the inspirational messages delivered by invited speakers from various walks of life
- Ethics and Moral responsibilities are further reinforced into the young minds through **Value Education** Course. Through this course, young minds are stimulated to inherit the values of cooperation, unity, social commitment and peace so as to create law-abiding and self-disciplined citizens
- **Constitution Day** is observed to express gratitude to the architects of our Constitution, to restate our commitment towards building a powerful nation and to uphold the spirit of patriotism
- The College celebrates **Independence Day and Republic day** with patriotic fervour. The NCC wings and NSS units play an active role in celebrating these days of National importance, annually
- Students are encouraged to participate and contribute to the activities of **Swachh Bharat Abhiyaan** and related schemes of the Government, **Women Empowerment** and **Community engagement**. All these help the student to inculcate the values of public service and active citizenship
- PSGCAS is an **inclusive campus** encompassing students from diversified background (**Culture, Social Standing, Economic wellbeing**) treats everyone equally in terms of academics, utilization of support facilities, employment opportunities etc.,. All these lead to a positive impact on the members of the Institution both inside and outside the campus
- Our students are moulded to be a righteous citizen appreciating all the fundamental rights and duties, such as casting a vote to elect their Council Leader (*Manavar Mandram*), **Freedom of Speech, Secularism** (celebration of festivals) and **Equity** (electing representatives from each gender)
- **Legal awareness programs, Swatchatha pledge, Gender and Social sensitivity activities** are conducted to uphold rights and deliver duties.
- **Thirukural Peravai** (Club to disseminate the teachings of Thiruvalluvar) conducts impactful

programs to impart life values and ethics to the students and staff. A couplet from *Thirukkural* is displayed in every class room

- Students participate in cultural activities conducted as a part of various events and this preserves the rich heritage of our multi-lingual and cultural background
- The activities of **Aram Forum** highlight the significance of the local tradition and culture and life values for the development and success of the younger generations
- The sense of **environmental protection and sustainability** is sown among the students through the prevailing Green Campus and environmental protection events/activities taking place across the Campus. Further, a mandatory course on Environmental Studies is offered in the UG Curriculum

File Description	Document
• Details of activities that inculcate values; necessary to render students in to responsible citizens	View Document

7.1.10 The Institution has a prescribed code of conduct for students, teachers, administrators and other staff and conducts periodic programmes in this regard.

1. The Code of Conduct is displayed on the website
2. There is a committee to monitor adherence to the Code of Conduct
3. Institution organizes professional ethics programmes for students, teachers, administrators and other staff
4. Annual awareness programmes on Code of Conduct are organized

Response: A. All of the above

File Description	Document
Details of the monitoring committee composition and minutes of the committee meeting, number of programmes organized, reports on the various programs etc., in support of the claims	View Document
Code of ethics policy document	View Document

7.1.11 Institution celebrates / organizes national and international commemorative days, events and festivals (within 500 words).

Response:

India is a country with a rich culture and religion divergence. To promote National integration among the students and appreciate their social, regional and communal harmony, PSGCAS regularly organizes and observes various National and International Commemorative days, Events and Festivals. The students and staff members participate in the events with great respect and enthusiasm.

I. National Commemorative days:

- **Independence Day and Republic Day** is celebrated with patriotic fervor by hoisting Indian flag and reminiscing the contribution of our freedom fighters. NCC Cadets of PSGCAS are selected for participation in the Republic Day Parade at New Delhi every year
- **Indian Constitutional Day** is observed to commemorate the anniversary of adoption of the Constitution and to sensitize the students to uphold its spirit
- College celebrates **National Youth Day**, in remembrance of Swami Vivekananda to showcase the power of young mind. Students actively participate in various events like Debates, Elocution and Essay writing
- **Teachers Day** is celebrated as a token of gratitude to felicitate and acknowledge all the Teachers for their contribution towards nation building
- To sensitize inequalities that girls face in the society, **National Girl Child Day** is celebrated by conducting awareness programs and recognizing their talents
- Indian Independence Activist and Legendary poet Subramania Bharati's (*Mahakavi Bharathi*) birth anniversary is commemorated through *Bharathi Vizha*
- To follow the principles of the People's President **Dr. APJ Abdul Kalam**, his birth and death anniversaries are observed through various activities like elocution competition, Quiz, Poster and Powerpoint presentation

International Commemorative Days

1. Mass Yoga Programme is organized annually on **International Day of Yoga**. Eminent Yoga practitioners orient the students and staff members about the importance of yoga for a healthy mind and body. **More than 2000 participants participate in the event annually**
2. Programs are organized to mark the **World Breastfeeding week** to create awareness on the importance of health and wellbeing of infants and mothers
3. PSGCAS proudly celebrates **International Women's Day** to bring attention on Gender parity and women's rights
4. PSGCAS is not only a predecessor in ensuring Green Campus but also creates awareness about the environment among the stakeholders through **International Day for the Preservation of the Ozone Layer**

II. Events

- World renowned educationalists, mathematicians and scientists were born in India. To inspire the students to promulgate their knowledge and to create an innovative environment in their fields **National Mathematics Day, National Science Day and National Library Day** are celebrated
- During **National Handloom Day** on 7th of August, the College promotes handloom products to appreciate and acknowledge the local weavers through exhibitions
- **National Nutrition Week, International Elderly Persons Day, World Tourism Day, Maritime Day, World Heart Day, Plastic Awareness week**, etc., are specifically observed

III. Festivals

- College celebrates various religious and regional festivals like Christmas, Deepavali, Navrathri, Onam, Saraswathi Pooja, Ganesh Chaturthi, Pongal Vizha etc. that brings the joy of oneness

File Description	Document
Geotagged photographs of some of the events	View Document
Annual report of the celebrations and commemorative events for the last five years	View Document

7.2 Best Practices

7.2.1 Describe two best practices successfully implemented by the Institution as per NAAC format provided in the Manual.

Response:

Best Practice – 1

1. Title of the practice

Co-existence in Existence through Green Initiatives

2. Objectives of the practice

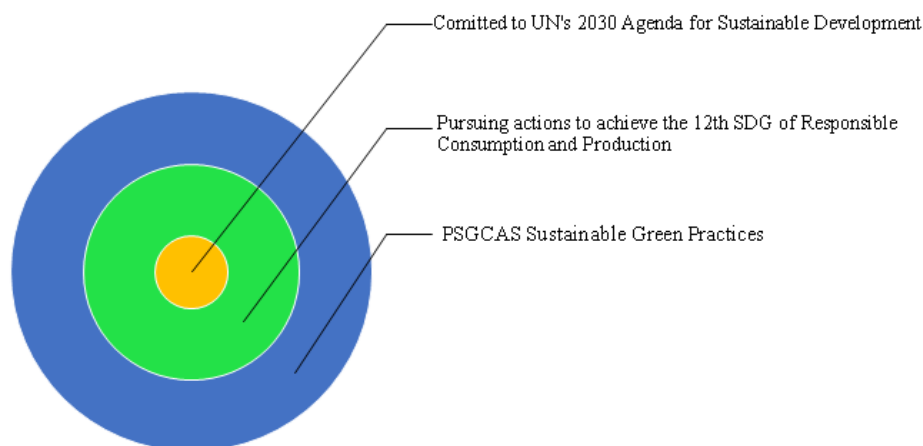
Committed to the values of green thinking and social responsibility, PSGCAS has taken significant initiatives to promote sustainable and eco-friendly practices in the campus by developing viable solutions to environmental, social and economic needs of mankind. With efficient energy and water management systems, biodiversity and waste disposal practices, the College aims at

- I. Optimizing green energy usage (Solar, Wind and Biogas)
- II. Implementing efficient liquid and solid waste management process
- III. Promoting water conservation and maintaining biodiversity

3. The Context

Committed to the **12th Goal of SDG** of ensuring **Responsible Consumption and Production Practices**, PSGCAS values and undertakes all prolific practices for **Responsible Consumption and Production** by

- Increasing resource efficiency
- Promoting sustainable lifestyles through transition towards low-carbon and green economies
- Pursuing the values of green thinking and social responsibility



Contributing to other Sustainable Development Goals

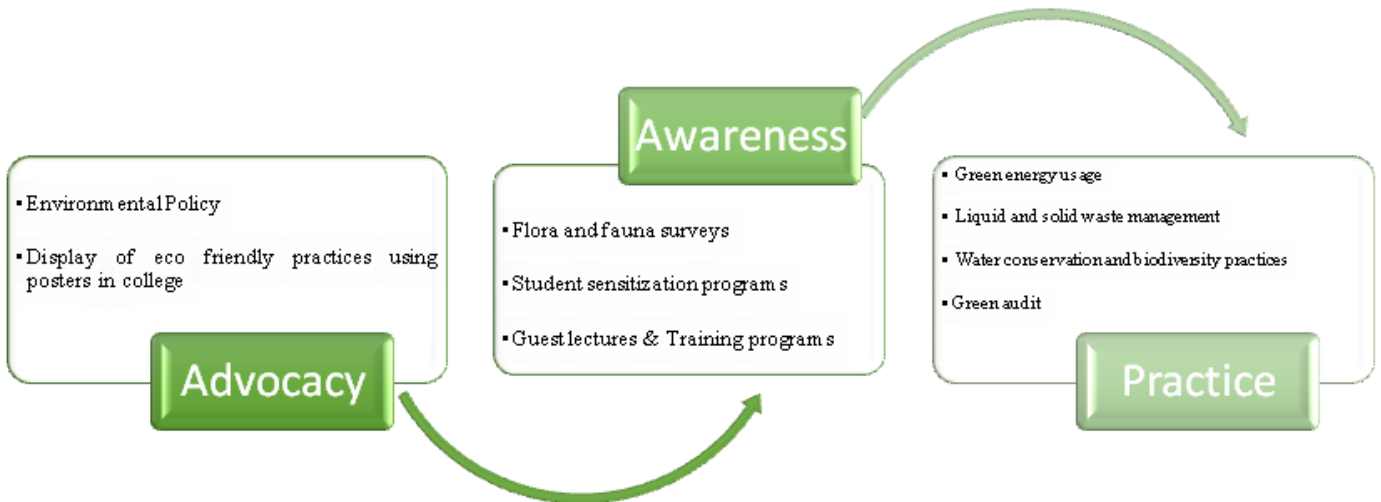
By striving to achieve 12th SDG of United Nations (UN), PSGCAS also contributes to achieving other sustainable goals of UN

Contribution to SDG Goals

	Contribution to SDG Goals
PSG CAS Sustainable Practices	Goal 3 - Good health and well being
	Goal 6 - Clean water and sanitation
	Goal 7 - Affordable and clean energy
	Goal 11- Sustainable cities and communities
	Goal 13 - Climate action
	Goal 15 - Life on land

4. The Practice

With the idea of a mutual coexistence in the natural ecosystem, PSGCAS follows a holistic practice towards implementing the concept of sustainability by following the principles of Advocacy, Awareness and Practice.



Comprehensively focusing on all the areas of environmental management, the practices of PSGCAS can be broadly classified under the following categories:

I. To achieve 100% green energy usage

- **Green buildings in the campus**



- 24 Hours continuous ambient **air quality monitoring station** of Government of Tamil Nadu, is stationed in the PSGCAS campus to monitor the air quality of this locality. The station records key parameters like PM10, PM2.5, SO₂, NO₂, NH₃, O₃, CO, Benzene, Toluene, and Xylene every 15 minutes
- The campus maintains **four battery powered vehicles** apart from the battery operated floor cleaning machines
- The college has **banned the usage of plastic** in order to sustain and elevate the green environment in the campus
- The college has **restricted entry of automobiles** into the campus and provides a separate parking space for students and faculty members at the entrance itself
- The institution had installed **power efficient equipment**(Energy saving fans and Bulbs) and **sensor based energy conservation devices** to reduce power consumption
- Optimal **use of solar energy** by installation of solar powered panels in the college (**200 kW**) which is used for solar powered electricity generation, water heating (capacity **63,250 liters/day**) and

steam cooking (290 Kg steam/day) in kitchens

- **Judicious use of wind energy and biogas:** On an average **64%** of the energy requirement is fulfilled by the wind energy, generated through the wind mills set up by the PSG Trust
- With the **use of Bio-gas** plant, **eight tons** of Biogas is generated from food and vegetable wastes

II. Efficient liquid and solid waste management process

- Well managed sewage treatment plant with a capacity of **5.5 lakh** liters per day
- Kitchen waste & food waste generated is used for biogas production
- Recyclable solid wastes and e- wastes sold to authorized vendors

III. Effectively conserve water and maintain biodiversity

- Rainwater harvesting and charging pits set up at **eight** different locations in the campus ensures efficient rainwater harvesting
- Herbal garden and green belt enriches the quality of air, and promotes health of the stakeholders at campus

5. Evidence of Success

Green Energy Usage

- Extensive usage of **Solar, Wind and Biogas** energy curtails **1754.54 tonnes** of green house gas emissions with a financial savings of **Rs 14,040,079** per annum.

Water Conservation and Biodiversity

- With effective rain water harvesting system, **71.68 Million liters** of rain water is harvested per annum
- A rich biodiverse campus with **3456 trees** (generating more than **600 tonnes** of O₂ per annum) housing **200 species of fauna**
- A well maintained semi-natural pond, green house, herbal, mulberry and rose garden by students.

Liquid and Solid Waste Management

- Usage of recycled water (with drip system and sprinklers) for watering the garden plants.
- Efficient water conservation by using treated water (**27, 000 liters**) for toilet flushing in the campus.
- Solid degradable waste transformed into compost and used as manure for gardens.

Rewards and Recognitions

- **Ranked 2nd** amongst the cleanest Higher Educational Institutions at National level **Swachh Campus Ranking 2018**, by Ministry of Human Resource Development, Government of India
- **Ranked 3rd** amongst the cleanest Higher Educational Institutions at National level **Swachh Campus Ranking 2019**, by Ministry of Human Resource Development, Government of India
- **Green Institutional Mentor Award** from Mahatma Gandhi National Council of Rural Education (MGNCRE), Ministry of Human Resource Development Government of India in recognition of the Exemplary Performance in campus Water and Sanitation Management

6. Problems encountered and resources required

- Advocating smart transportation
- Continuous dependence on non-conventional energy
- Conversion of existing buildings to green buildings
- Coordinating with NGO's and environmental groups for sustainable projects
- Storage of excess non conventional energy

Resources required

- Support from Ministry of Environment and Energy
- Support from UN to achieve SDG targets by 2030

Best Practice - 2

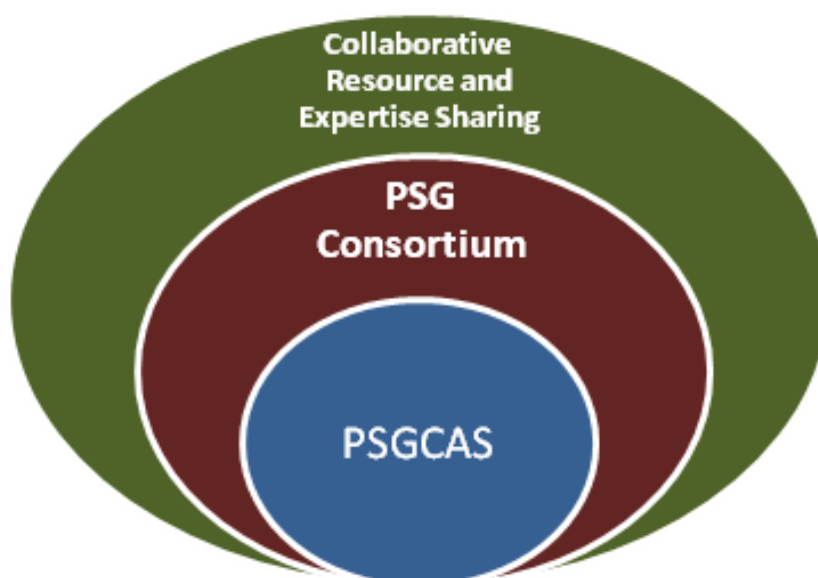
1. Title of the practice

Harnessing Quality Ecosystem of PSGCAS through PSG Consortium

2. Objectives of the practice

PSGCAS always believes in collaborative sharing and influencing stakeholders in the PSG consortium to maintain a dynamic institutional climate for sustainable development. The objectives of the collaborative working are

1. Create a culture of knowledge sharing
2. Collaborative resource planning for effective utilization of resources
3. Improve operational efficiency through mutual support and assistance
4. Increase stakeholder benefits.



3. The Context

To accomplish the noble thoughts of the founder Shri P.S. Govindaswamy Naidu “*Let there be charity, so that others can share my family’s prosperity*” PSG & Sons’ Charities Trust was formed in **1926**, with a mission to offer quality world class education to all. For over nine decades now, with over **30 Institutions in different domains** like Education, Technology, Research, Healthcare, Industry, Social Service etc, all the PSG Institutions offer a nurturing and supportive environment for collaborative working to ensure a wholesome development of its stakeholders.

In the context of better utilization and sharing of expert knowledge and resources among PSG Institutions, PSGCAS collaborates with other Institutions in the PSG group in all possible areas of growth and development for achieving and translating greater impacts.

4. The Practice

Knowledge sharing:

Effective sharing of physical and intellectual resources among the PSG Institutions benefits PSGCAS in the following ways:

PSG CAS	Collaborated PSG Institutions	Nature of Activity undertaken
Microbiology - UG and PG Students	PSG Institute of Medical Sciences & Research	Internship
Biochemistry UG Students	PSG Institute of Medical Sciences & Research	On the job training
Students and faculty members undertaking projects in Animal models and Human subjects	PSG Institute of Medical Sciences & Research	Animal Ethical Clearance and Human Ethical Clearance
PSGCAS Students	PSGG Kanya Gurukulam School	Extension activity
Clinical Nutrition Students	PSG Institute of Medical Sciences & Research	Hospital posting and internship
Nutrition & Dietetics - UG and PG Students	PSG Hospitals	Internship in the Dietary department
Physics – Research scholars	PSG College of Technology	Research in Physics laboratory
Chemistry & Microbiology PG Students	PSG Institute of Advanced Studies	Project Work
Environmental Science -PG Students	PSG Institute of Technology and Applied Research PSG College of Technology PSG Hospitals	Visit to waste water treatment plant

Empowering Academic leadership

To transform Vision to Outcomes and plan the future strategic initiatives for progressive development, the **Strategic Initiative Forum** organizes meetings for all the Administrators and Heads of the PSG institutions.

To empower senior faculty members and academic administrators to prepare for leadership roles in a higher institution, **Certificate in Managing Higher Education Teams (CIMHET)** a one year program is organized by PSG CARE. Senior faculties from PSGCAS attend the program along with faculties from other PSG Institutions.

Research Support

Research Advisor and Academic Advisor of PSG institutions share their expertise for the benefit of PSGCAS.

Promoting Faculty Excellence

PSG Center for Academic Research and Excellence (PSG CARE) founded in October 2015 operates with a mission of promoting teaching excellence in all the institutions under the Trust. PSGCAS in association with PSGCARE regularly organizes Faculty Development Programs on a wide range of contemporary topics including

- Outcome-Based Education
- Design Thinking
- Impact of Computer Assisted Intelligent Tutoring System
- Online Moodle Administration Training
- E-waste Management
- Data Analytics etc.

Technology

PSG Software Technologies have designed an exclusive software **LAUDEA** for the student and faculty information system, admission, online attendance, exam and event management system etc for PSGCAS.

Hospital

PSG Hospital runs a Health Centre in PSGCAS campus, with full-time Nursing assistant and visiting Doctor for the benefit of stakeholders of PSGCAS.

Energy Sharing

Efficient energy and water management system at PSGCAS is achieved through the wind mills established by the PSG Trust, and the common sharing of the water resources among the Institutions.

5. Evidence of Success

PSGCAS shares its resources and expertise to the consortium in the following ways

Supporting the needy:

Students from PSG *Manavar Illam* and PSGG Kanya Gurukulam School are given preference in PSGCAS admissions.

PSGCAS – As Mentor

As a potential “Mentor Institution”, PSGCAS has mentored PSG College of Nursing and PSG Institute of Technology and Applied Research, through UGC-PARAMARSH scheme to help them acquire NAAC accreditation.

Quality product sharing

The Food Processing Centre of PSGCAS supplies quality food products to other PSG institutions.

Knowledge Sharing of PSGCAS to PSG Consortium:**Student Expertise Sharing**

Program	Nature of Sharing	Institution benefitted
B.Voc (Hospitality Management)	Outdoor catering	PSG Institute of Management, PSG College of Technology
Nutrition & Dietetics	Nutrition and Diet counseling	PSG Hospitals & PSG Rural Health Centre
Visual Communication & Electronic Media	Photo/Video Shoot and Short film making	PSG Institute of Medical Sciences & Research, PSG College of Technology
Carnatic Music	Music Training for <i>Kadambari</i> (Music festival)	All PSG Institutions

Faculty Expertise Sharing

Program	Nature of Sharing	Institution benefitted
Statistics	Knowledge Expertise	PSG College of Pharmacy PSG College of Nursing
English		PSG Institute of Technology and Applied Research PSG College of Nursing
Psychology		PSG College of Physiotherapy PSG College of Nursing
M Com (International Business)		PSG Institute of Advanced Studies
Microbiology, Biochemistry		PSG Institute of Medical Sciences & Research, PSG College of Technology
Microbiology, Biochemistry	Collaborative Research	PSG College of Technology

Problems encountered and resources required:

- Quicker updation in the process
- Time constraint in Collaborative Projects
- Inclusion of diverse perspectives
- Expanding the operative framework

Resources Required

- Integrated e-governance system
- Technology upgradation in diverse areas

File Description	Document
Best practices in the Institutional web site	View Document
Any other relevant information	View Document

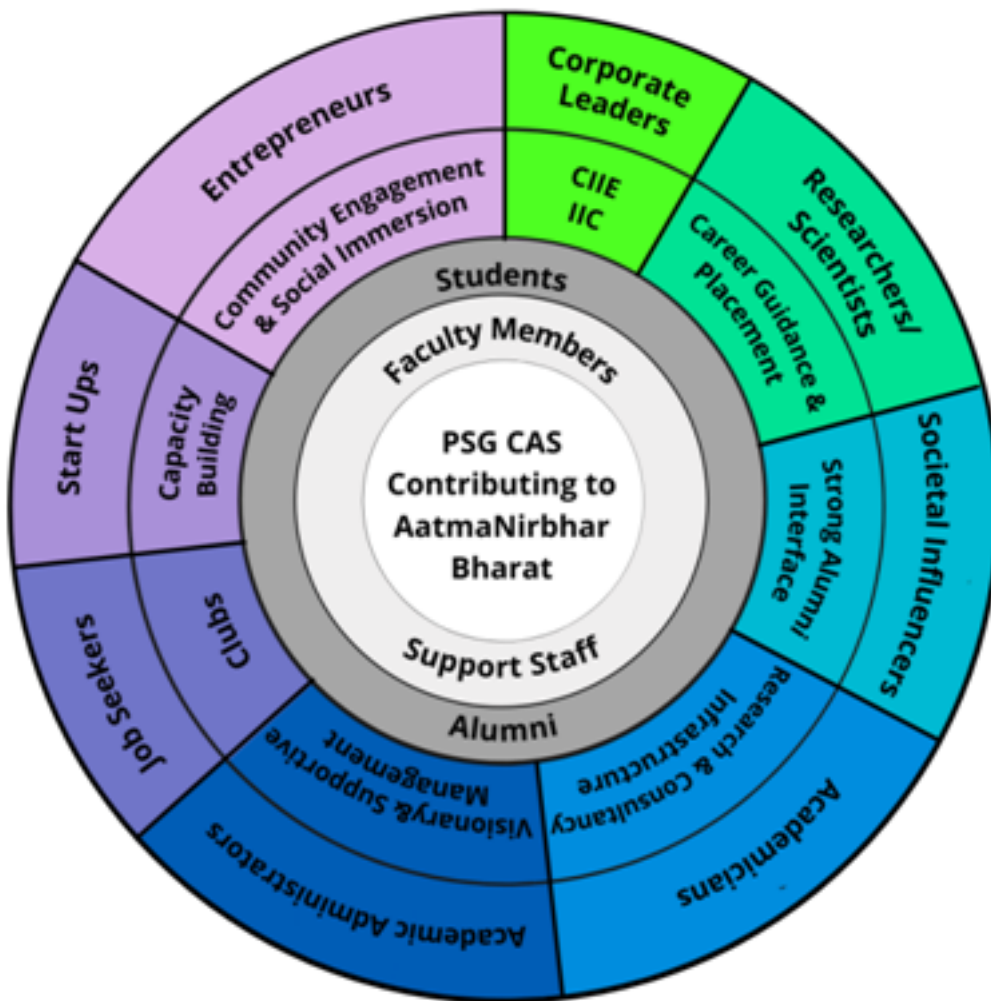
7.3 Institutional Distinctiveness

7.3.1 Portray the performance of the Institution in one area distinctive to its priority and thrust within 1000 words

Response:

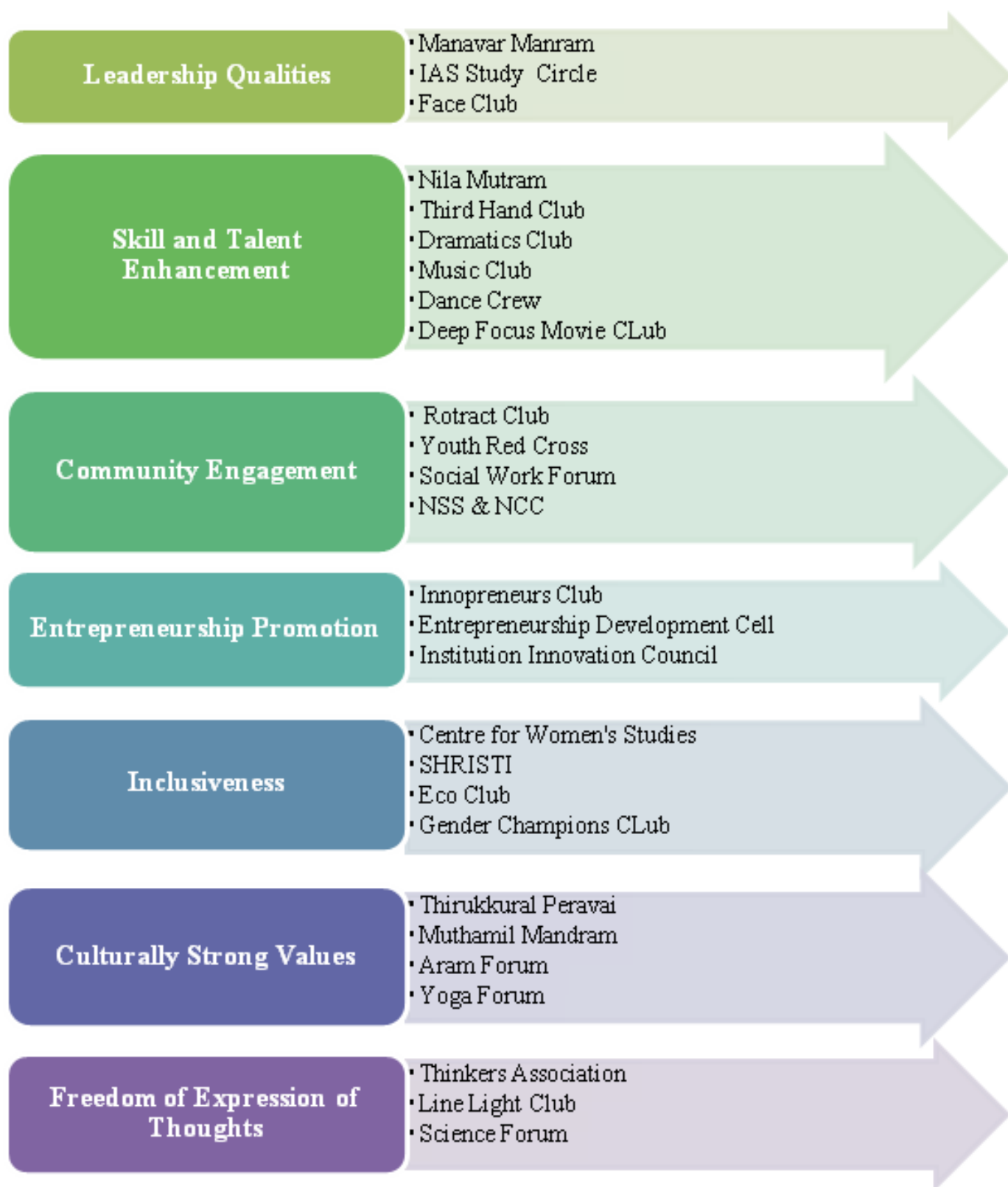
Nurturing the *Atmanirbhar* Ecosystem - Developing Self Reliant Human Capital

Atmanirbhar Bharat, the vision of our Honorable Prime Minister to transform India as a **Self-Reliant** Nation, is gaining paramount importance in Indian economy. Marching towards a self sustaining economy, PSG College of Arts & Science as *Atmanirbhar* incubator is contributing significantly towards the development of its stakeholders as **Self-Reliant** human capital by focusing on their holistic development.



Student Self-Reliance through Holistic Empowerment

- Focusing on cognitive, affective and psychomotor domains of learning through **Outcome Based Education** and **Choice Based Credit System**
- **1318** Skill Training and Capacity Building programs conducted through various Departments, Clubs & Forums during 2015 -2020
- The SEED (**Skill Enhancement and Employability Development**) Program empowers the students with various skills in the first two years and focused training is provided during the final year based on their career choices (Higher Education, Entrepreneurship or Placement)
- Active functioning of the Student Councils, sharing responsibilities with administrators
- Well planned clubs and forums to hone the multifarious personality and all-round development of students



Self-Reliance through promoting Entrepreneurship

Activities to nurture Entrepreneurship

- Innopreneur's Club promotes an innovative student culture by conducting skill training programs with **300-400** student beneficiaries every year
- Institution Innovation Council (**IIC**) has conducted **243** Innovation and Entrepreneurship-related programs from 2018-20

- Entrepreneurship Development Cell (EDC) of PSGCAS has conducted trainings, development programs and skill enhancement programs to **600 public beneficiaries** from 2012 onwards
- PSGCAS has earmarked **13,100 Sq Feet** Maker’s space to house trainees and aspiring entrepreneurs

Food processing Centre **6000** Sq. Feet

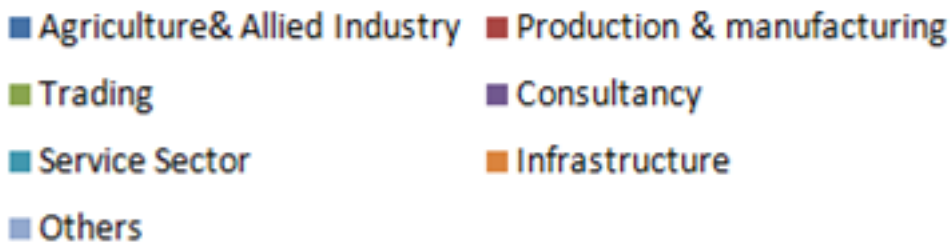
Costume Design & Fashion laboratory **3600** Sq. Feet

Business Incubation Centre **3500** Sq. Feet

Notable Achievements of PSGCAS as Entrepreneurship Incubate

- **5500** student beneficiaries in the stand-alone discipline specific Entrepreneurship Awareness Camps conducted from 2012 onwards
- **390** student entrepreneurs in various business domains from 2015 to 2020

Sectors of Entrepreneurial Excellence



- 45 public beneficiaries who attended the EDC programs have become entrepreneurs by starting their own ventures
- Institution Innovation Council, PSGCAS has bagged **Five Star Rank** announced by MHRD for 2019-2020
- PSGCAS has obtained **Band A Rank** among Government Aided Colleges category in the National Level Ranking for Atal Ranking of Institutions on Innovation Achievements (ARIIA), for the year 2019-20

Some of our notable entrepreneurs during and before the assessment period include

During the assessment period (2015 -2020)	
Name of the Entrepreneur	Designation & Business
Mr. Rajath Raghu (2017-20)	Director Hampi Eco Solutions Pvt Ltd Coimbatore
Mr. Kobilesh (2016 -19)	Proprietor Yolo Fashion Tirupur
Ms. Ariyalakshmi. K (2014-17)	Managing Director ARK Consultancy Thrissur
Before the assessment period (before 2015)	
Dr. Jairam Varadaraj	Managing Director Elgi Equipments Ltd Coimbatore
Mr. C. K. Kumaravel	Managing Director Naturals – Groom India Saloon & Spa Pvt Ltd, Chennai
Mr. B. Prabhakaran	Managing Director Thriveni Earth Movers Pvt Ltd Odisha

Self-Reliance of engaged Alumni

With a strong foundation laid in the College for a comprehensive growth, PSG Casians occupy coveted positions in society as self reliant entities working as top officials in the government sector at the policy making level (All India Services (IAS, IPS, IRS etc.), Directors, Scientists, Senior Executives, Commissioners etc), as Heads and Professors in reputed National, International and Research Institutions and as Senior Management Professionals in various Multinational Companies. Some of our distinguished alumni in different sectors include:

During the assessment period (2015 -2020)	
Name of the Alumni & batch	Designation with official address
D. V. Subhashini (2018 -20)	Municipal Commissioner Viruthachalam Road Municipal Office, Jayankondam-621802
S. Jayashree (2014 -17)	Senior Executive, SRF-Gurgaon, Haryana
B. Nikitha (2014 – 16)	Associate Multimedia News producer Reuters Bengaluru
Before the assessment period (before 2015)	
Dr. K. Ramachandran	Director Defence Institute of Psychological Research New Delhi
Dr. P. Prapakaran	Scientist, Senior Military Psychologist Bangalore
Sri. Kumaravel Pandian	Indian Administrative Service Commissioner Coimbatore City Corporation

Faculty Self-Reliance through Capacity Building

- **101** professional development, administrative training and capacity building programs in various disciplines organized for faculty empowerment by PSGCAS and PSG CARE
- ICT enabled infrastructure empowering the faculty in the development of e-content modules (**209**)
- **53** National and International Institution and Industry collaborations, contributing to effective knowledge sharing in various domains of excellence
- Knowledge updation of faculty through **367** Online courses in MOOC Platform

Society Self-Reliance through Skill Development

PSGCAS undertakes different activities with the objective of socio-economic development of members of the society.

- **PSGCAS Skill Training Centre** conducted the Sewing Machine Operator course (2 months) for 139 candidates from 2015 to 2017. The funds generated through the course is **Rs 7, 30,000**
- **PSGCAS** and **NIFT TEA** successfully trained 145 candidates from 2015 -2017, with a total fund generation of **Rs 6,00,000**. Placement opportunities were created for 93 candidates in Industry and Entrepreneurial opportunities were created for **52** candidates
- Under the project Tamil Nadu Urban Livelihood Mission from 2017-2020, Garment Construction Technique and Basic Sewing Machine Operator (3 months) courses empowered a total of **60** candidates with a total fund generation of **Rs 1, 62,000**
- The State-of-the Art Food Processing Centre offers technical consultancy and business development services for the start ups with a total fund generation of **Rs 2, 38,863** during 2015-2020

- Through **Industry-Institute Interface** research (total grant of **Rs 11, 23,000**), Food Processing Centre generated a revenue of **Rs 88,000** during 2019 - 2020
- Training programs on fruit and vegetable processing was conducted for about **100** members from 2015 -19 with a total fund generation of **Rs 211,865**
- From 2015-2020, **41 Entrepreneurship Programmes** were conducted with a cumulative sponsorship of **Rs.31,99,000** from various sponsoring agencies (NSTEDB, SIDBI etc.)
- The Central Research Laboratory offers advanced testing facilities to scientists/ research scholars/ students from other institutions and also to the industry

The College was awarded by **ASSOCHAM** as the **Best Institute Women Skill Development for the Year 2014- 2015 and The Best Vocational Training provider in 2015 - 2016.**

Thus with visionary management, PSGCAS is making immense contributions to the society by supporting its stakeholders to be self reliant human capital thereby contributing to *AathmaNirbhar Bharat*.

File Description	Document
Any other relevant information	View Document
Appropriate web in the Institutional website	View Document

5. CONCLUSION

Additional Information :

- PSG College of Arts & Science has **74 years** of indomitable and dynamic history from its inception in **1947**. PSGCAS enjoys an enviable status in the higher education map of this great Nation
- The primary objective of the College is **to achieve prosperity to the society through charity in education by creating quality human resources** - A reflection of a global charter of UNESCO's declaration
- The rich experience gained through **43 years of Autonomy**, guided the College to subject itself for an assessment and accreditation by NAAC in 2000, 2006 and 2013. The College is now subjecting itself for NAAC re-accreditation for the IV cycle
- The process and implementation of the recommendations of autonomy, accreditation and system auditing have brought in an inbuilt system and procedure in all the academic and administrative functioning of the College
- Globally and nationally placed Alumni, who are leaders in their respective fields is a testimony to the institution's commitment in building individual excellence and thereby contributing to the overall progress of the Nation
- The academic journey during the pandemic has been efficiently managed with the support of ICT for Teaching, Learning and Evaluation process
- Efficient leadership, participative and progressive teachers, responsive students, effective system and excellent monitoring mechanism are the mighty pillars of PSGCAS

Concluding Remarks :

- PSGCAS has a brand equity that attracts all the stakeholders towards it
- The College has always readily responded to the changes and challenges of educational, social, market and global demands. The congenial climate of the College provides scope for knowledge gain, overall personality development and social relevance, making the stakeholders self-reliant
- The Institution is preparing towards re-structurisation of the curriculum as envisaged in NEP 2020, by creating a customized study path for efficient and effective learning outcome
- All the efforts by the stakeholders are channelized towards the target, namely, Quality Assurance, Quality sustenance and Quality enhancement

6.ANNEXURE

1.Metrics Level Deviations

Metric ID	Sub Questions and Answers before and after DVV Verification																				
1.1.3	<p>Average percentage of courses having focus on employability/ entrepreneurship/ skill development offered by the institution during the last five years</p> <p>1.1.3.1. Number of courses having focus on employability/ entrepreneurship/ skill development year-wise during the last five years..</p> <p>Answer before DVV Verification:</p> <table border="1"> <thead> <tr> <th>2019-20</th> <th>2018-19</th> <th>2017-18</th> <th>2016-17</th> <th>2015-16</th> </tr> </thead> <tbody> <tr> <td>1990</td> <td>1870</td> <td>1799</td> <td>1730</td> <td>1625</td> </tr> </tbody> </table> <p>Answer After DVV Verification :</p> <table border="1"> <thead> <tr> <th>2019-20</th> <th>2018-19</th> <th>2017-18</th> <th>2016-17</th> <th>2015-16</th> </tr> </thead> <tbody> <tr> <td>1698</td> <td>1619</td> <td>1514</td> <td>1478</td> <td>1360</td> </tr> </tbody> </table>	2019-20	2018-19	2017-18	2016-17	2015-16	1990	1870	1799	1730	1625	2019-20	2018-19	2017-18	2016-17	2015-16	1698	1619	1514	1478	1360
2019-20	2018-19	2017-18	2016-17	2015-16																	
1990	1870	1799	1730	1625																	
2019-20	2018-19	2017-18	2016-17	2015-16																	
1698	1619	1514	1478	1360																	
1.3.2	<p>Number of value-added courses for imparting transferable and life skills offered during last five years.</p> <p>1.3.2.1. How many new value-added courses are added within the last five years</p> <p>Answer before DVV Verification:</p> <table border="1"> <thead> <tr> <th>2019-20</th> <th>2018-19</th> <th>2017-18</th> <th>2016-17</th> <th>2015-16</th> </tr> </thead> <tbody> <tr> <td>29</td> <td>27</td> <td>20</td> <td>21</td> <td>18</td> </tr> </tbody> </table> <p>Answer After DVV Verification :</p> <table border="1"> <thead> <tr> <th>2019-20</th> <th>2018-19</th> <th>2017-18</th> <th>2016-17</th> <th>2015-16</th> </tr> </thead> <tbody> <tr> <td>16</td> <td>19</td> <td>12</td> <td>14</td> <td>11</td> </tr> </tbody> </table>	2019-20	2018-19	2017-18	2016-17	2015-16	29	27	20	21	18	2019-20	2018-19	2017-18	2016-17	2015-16	16	19	12	14	11
2019-20	2018-19	2017-18	2016-17	2015-16																	
29	27	20	21	18																	
2019-20	2018-19	2017-18	2016-17	2015-16																	
16	19	12	14	11																	
1.3.3	<p>Average Percentage of students enrolled in the courses under 1.3.2 above.</p> <p>1.3.3.1. Number of students enrolled in subject related Certificate or Add-on programs year wise during last five years</p> <p>Answer before DVV Verification:</p> <table border="1"> <thead> <tr> <th>2019-20</th> <th>2018-19</th> <th>2017-18</th> <th>2016-17</th> <th>2015-16</th> </tr> </thead> <tbody> <tr> <td>10931</td> <td>1057</td> <td>884</td> <td>1180</td> <td>579</td> </tr> </tbody> </table> <p>Answer After DVV Verification :</p> <table border="1"> <thead> <tr> <th>2019-20</th> <th>2018-19</th> <th>2017-18</th> <th>2016-17</th> <th>2015-16</th> </tr> </thead> <tbody> <tr> <td>489</td> <td>453</td> <td>210</td> <td>234</td> <td>219</td> </tr> </tbody> </table>	2019-20	2018-19	2017-18	2016-17	2015-16	10931	1057	884	1180	579	2019-20	2018-19	2017-18	2016-17	2015-16	489	453	210	234	219
2019-20	2018-19	2017-18	2016-17	2015-16																	
10931	1057	884	1180	579																	
2019-20	2018-19	2017-18	2016-17	2015-16																	
489	453	210	234	219																	

1.3.4	<p>Percentage of students undertaking field projects/ internships / student projects (Data for the latest completed academic year)</p> <p>1.3.4.1. Number of students undertaking field projects / internships / student projects Answer before DVV Verification : 4576 Answer after DVV Verification: 4576</p> <p>Remark : Value has been changed as per attachment and IMS details provided by HEI</p>																														
2.1.1	<p>Average Enrolment percentage (Average of last five years)</p> <p>2.1.1.1. Number of students admitted year-wise during last five years Answer before DVV Verification:</p> <table border="1" data-bbox="306 712 1046 842"> <thead> <tr> <th>2019-20</th> <th>2018-19</th> <th>2017-18</th> <th>2016-17</th> <th>2015-16</th> </tr> </thead> <tbody> <tr> <td>4748</td> <td>4520</td> <td>4431</td> <td>4290</td> <td>3950</td> </tr> </tbody> </table> <p>Answer After DVV Verification :</p> <table border="1" data-bbox="306 922 1046 1052"> <thead> <tr> <th>2019-20</th> <th>2018-19</th> <th>2017-18</th> <th>2016-17</th> <th>2015-16</th> </tr> </thead> <tbody> <tr> <td>4742</td> <td>4455</td> <td>4353</td> <td>4228</td> <td>3898</td> </tr> </tbody> </table> <p>2.1.1.2. Number of sanctioned seats year wise during last five years Answer before DVV Verification:</p> <table border="1" data-bbox="306 1133 1046 1205"> <thead> <tr> <th>2019-20</th> <th>2018-19</th> <th>2017-18</th> <th>2016-17</th> <th>2015-16</th> </tr> </thead> <tbody> <tr> <td></td> <td></td> <td></td> <td></td> <td></td> </tr> </tbody> </table>	2019-20	2018-19	2017-18	2016-17	2015-16	4748	4520	4431	4290	3950	2019-20	2018-19	2017-18	2016-17	2015-16	4742	4455	4353	4228	3898	2019-20	2018-19	2017-18	2016-17	2015-16					
2019-20	2018-19	2017-18	2016-17	2015-16																											
4748	4520	4431	4290	3950																											
2019-20	2018-19	2017-18	2016-17	2015-16																											
4742	4455	4353	4228	3898																											
2019-20	2018-19	2017-18	2016-17	2015-16																											
2.1.2	<p>Average percentage of seats filled against reserved categories (SC, ST, OBC, Divyangjan, etc. as per applicable reservation policy) during the last five years (exclusive of supernumerary seats)</p> <p>2.1.2.1. Number of actual students admitted from the reserved categories year wise during last five years Answer before DVV Verification:</p> <table border="1" data-bbox="306 1523 1046 1653"> <thead> <tr> <th>2019-20</th> <th>2018-19</th> <th>2017-18</th> <th>2016-17</th> <th>2015-16</th> </tr> </thead> <tbody> <tr> <td>2997</td> <td>2849</td> <td>2814</td> <td>2751</td> <td>2589</td> </tr> </tbody> </table> <p>Answer After DVV Verification :</p> <table border="1" data-bbox="306 1733 1046 1863"> <thead> <tr> <th>2019-20</th> <th>2018-19</th> <th>2017-18</th> <th>2016-17</th> <th>2015-16</th> </tr> </thead> <tbody> <tr> <td>2056</td> <td>1954</td> <td>1932</td> <td>1891</td> <td>1776</td> </tr> </tbody> </table>	2019-20	2018-19	2017-18	2016-17	2015-16	2997	2849	2814	2751	2589	2019-20	2018-19	2017-18	2016-17	2015-16	2056	1954	1932	1891	1776										
2019-20	2018-19	2017-18	2016-17	2015-16																											
2997	2849	2814	2751	2589																											
2019-20	2018-19	2017-18	2016-17	2015-16																											
2056	1954	1932	1891	1776																											
2.3.3	<p>Ratio of students to mentor for academic and other related issues (Data for the latest completed academic year)</p> <p>2.3.3.1. Number of mentors</p>																														

Answer before DVV Verification : 248

Answer after DVV Verification: 248

Remark : Value has been changed as per attachment and IMS details provided by HEI

2.4.3 Average teaching experience of full time teachers in the same institution (Data for the latest completed academic year in number of years)

2.4.3.1. Total experience of full-time teachers

Answer before DVV Verification : 4270

Answer after DVV Verification: 4270

Remark : Value has been changed as per attachment and IMS details provided by HEI

2.5.2 Average percentage of student complaints/grievances about evaluation against total number appeared in the examinations during the last five years

2.5.2.1. Number of complaints/grievances about evaluation year wise during the last five years

Answer before DVV Verification:

2019-20	2018-19	2017-18	2016-17	2015-16
0	165	193	164	161

Answer After DVV Verification :

2019-20	2018-19	2017-18	2016-17	2015-16
0	100	100	100	100

3.1.2 The institution provides seed money to its teachers for research (average per year, INR in Lakhs)

3.1.2.1. The amount of seed money provided by institution to its faculty year-wise during the last five years (INR in lakhs).

Answer before DVV Verification:

2019-20	2018-19	2017-18	2016-17	2015-16
4.7	0	0	0	0

Answer After DVV Verification :

2019-20	2018-19	2017-18	2016-17	2015-16
4.7	0	0	0	0

Remark : As per HEI data

3.3.2 Number of workshops/seminars conducted on Research methodology, Intellectual Property

Rights (IPR), entrepreneurship, skill development during the last five years.**3.3.2.1. Total number of workshops/seminars conducted on Research methodology, Intellectual Property Rights (IPR), entrepreneurship, skill development year-wise during the last five years.**

Answer before DVV Verification:

2019-20	2018-19	2017-18	2016-17	2015-16
526	217	210	178	156

Answer After DVV Verification :

2019-20	2018-19	2017-18	2016-17	2015-16
526	217	210	178	156

Remark : Value has been changed as per attachment and IMS details provided by HEI

3.4.3 Number of research papers per teachers in the Journals notified on UGC website during the last five years**3.4.3.1. Number of research papers in the Journals notified on UGC website during the last five years**

Answer before DVV Verification:

2019-20	2018-19	2017-18	2016-17	2015-16
498	289	204	154	189

Answer After DVV Verification :

2019-20	2018-19	2017-18	2016-17	2015-16
496	288	203	153	188

3.4.4 Number of books and chapters in edited volumes / books published per teacher during the last five years**3.4.4.1. Total number of books and chapters in edited volumes/books published and papers in national/ international conference proceedings year-wise during last five years**

Answer before DVV Verification:

2019-20	2018-19	2017-18	2016-17	2015-16
110	81	38	49	35

Answer After DVV Verification :

2019-20	2018-19	2017-18	2016-17	2015-16
109	73	30	38	29

3.5.1 Revenue generated from consultancy and corporate training during the last five years (INR in Lakhs).

3.5.1.1. Total amount generated from consultancy and corporate training year-wise during the last five years (INR in lakhs).

Answer before DVV Verification:

2019-20	2018-19	2017-18	2016-17	2015-16
32.72112	53.39221	36.59244	32.75798	20.70388

Answer After DVV Verification :

2019-20	2018-19	2017-18	2016-17	2015-16
29	44.5	31.7	30.70	19.68

3.5.2 Total amount spent on developing facilities, training teachers and staff for undertaking consultancy during the last five years (INR in Lakhs).

3.5.2.1. Total amount spent on developing facilities, training teachers and staff for undertaking consultancy during the last five years (INR in Lakhs)

Answer before DVV Verification:

2019-20	2018-19	2017-18	2016-17	2015-16
138.4262	102.0890	167.6004	138.7229	152.9573
5	2	6	3	8

Answer After DVV Verification :

2019-20	2018-19	2017-18	2016-17	2015-16
14.12133	0.15063	0.05300	0.32100	108.2581

3.6.2 Number of awards and recognition received by the Institution, its teachers and students for extension activities from Government / Government recognised bodies during last five years

3.6.2.1. Total number of awards and recognition received for extension activities from Government/ Government recognised bodies year-wise during the last five years.

Answer before DVV Verification:

2019-20	2018-19	2017-18	2016-17	2015-16
16	7	5	2	5

Answer After DVV Verification :

2019-20	2018-19	2017-18	2016-17	2015-16
7	2	0	0	3

3.6.3 Number of extension and outreach programs conducted by the institution through NSS/NCC, Government and Government recognised bodies during the last five years

3.6.3.1. Number of extension and outreach programs conducted by the institution through NSS/NCC, Government and Government recognised bodies during the last five years

Answer before DVV Verification:

2019-20	2018-19	2017-18	2016-17	2015-16
123	115	87	83	75

Answer After DVV Verification :

2019-20	2018-19	2017-18	2016-17	2015-16
30	25	14	24	20

3.6.4 Average percentage of students participating in extension activities listed at 3.6.3 above during the last five years

3.6.4.1. Total number of students participating in extension activities listed at 3.6.3 above year-wise during the last five years.

Answer before DVV Verification:

2019-20	2018-19	2017-18	2016-17	2015-16
12264	11997	11155	10400	9524

Answer After DVV Verification :

2019-20	2018-19	2017-18	2016-17	2015-16
1500	2700	1600	3500	1500

3.7.1 Number of Collaborative activities per year for research/ faculty exchange/ student exchange/ internship/ on –the-job training/ project work

3.7.1.1. Total number of Collaborative activities per year for research/ faculty exchange/ student exchange/ internship/ on –the-job training/ project work

Answer before DVV Verification:

2019-20	2018-19	2017-18	2016-17	2015-16
1191	2676	1149	1205	920

Answer After DVV Verification :

2019-20	2018-19	2017-18	2016-17	2015-16
627	1858	777	789	478

3.7.2	<p>Number of functional MoUs with institutions of national, international importance, other institutions, industries, corporate houses etc. during the last five years (only functional MoUs with ongoing activities to be considered)</p> <p>3.7.2.1. Number of functional MoUs with institutions of national, international importance, other Institutions, industries, corporate houses etc. year wise during last five years Answer before DVV Verification:</p> <table border="1" data-bbox="308 432 1046 566"> <thead> <tr> <th>2019-20</th> <th>2018-19</th> <th>2017-18</th> <th>2016-17</th> <th>2015-16</th> </tr> </thead> <tbody> <tr> <td>16</td> <td>7</td> <td>2</td> <td>6</td> <td>22</td> </tr> </tbody> </table> <p>Answer After DVV Verification :</p> <table border="1" data-bbox="308 645 1046 779"> <thead> <tr> <th>2019-20</th> <th>2018-19</th> <th>2017-18</th> <th>2016-17</th> <th>2015-16</th> </tr> </thead> <tbody> <tr> <td>14</td> <td>7</td> <td>2</td> <td>5</td> <td>8</td> </tr> </tbody> </table>	2019-20	2018-19	2017-18	2016-17	2015-16	16	7	2	6	22	2019-20	2018-19	2017-18	2016-17	2015-16	14	7	2	5	8
2019-20	2018-19	2017-18	2016-17	2015-16																	
16	7	2	6	22																	
2019-20	2018-19	2017-18	2016-17	2015-16																	
14	7	2	5	8																	
4.1.3	<p>Percentage of classrooms and seminar halls with ICT- enabled facilities such as smart class, LMS, etc. (Data for the latest completed academic year)</p> <p>4.1.3.1. Number of classrooms and seminar halls with ICT facilities Answer before DVV Verification : 266 Answer after DVV Verification: 180</p> <p>Remark : Data updated as per detail provided under same metric id</p>																				
4.1.4	<p>Average percentage of expenditure for infrastructure augmentation excluding salary during the last five years (INR in Lakhs)</p> <p>4.1.4.1. Expenditure for infrastructure augmentation, excluding salary year-wise during last five years (INR in lakhs) Answer before DVV Verification:</p> <table border="1" data-bbox="308 1417 1046 1552"> <thead> <tr> <th>2019-20</th> <th>2018-19</th> <th>2017-18</th> <th>2016-17</th> <th>2015-16</th> </tr> </thead> <tbody> <tr> <td>3176</td> <td>2369</td> <td>1384</td> <td>1252</td> <td>5714</td> </tr> </tbody> </table> <p>Answer After DVV Verification :</p> <table border="1" data-bbox="308 1630 1046 1765"> <thead> <tr> <th>2019-20</th> <th>2018-19</th> <th>2017-18</th> <th>2016-17</th> <th>2015-16</th> </tr> </thead> <tbody> <tr> <td>3153</td> <td>2346</td> <td>1366</td> <td>1244</td> <td>5686</td> </tr> </tbody> </table>	2019-20	2018-19	2017-18	2016-17	2015-16	3176	2369	1384	1252	5714	2019-20	2018-19	2017-18	2016-17	2015-16	3153	2346	1366	1244	5686
2019-20	2018-19	2017-18	2016-17	2015-16																	
3176	2369	1384	1252	5714																	
2019-20	2018-19	2017-18	2016-17	2015-16																	
3153	2346	1366	1244	5686																	
4.2.3	<p>Average annual expenditure for purchase of books/ e-books and subscription to journals/e-journals during the last five years (INR in Lakhs)</p> <p>4.2.3.1. Annual expenditure of purchase of books/e-books and subscription to journals/e-journals year wise during last five years (INR in Lakhs) Answer before DVV Verification:</p> <table border="1" data-bbox="308 2040 1046 2085"> <thead> <tr> <th>2019-20</th> <th>2018-19</th> <th>2017-18</th> <th>2016-17</th> <th>2015-16</th> </tr> </thead> <tbody> <tr> <td></td> <td></td> <td></td> <td></td> <td></td> </tr> </tbody> </table>	2019-20	2018-19	2017-18	2016-17	2015-16															
2019-20	2018-19	2017-18	2016-17	2015-16																	

2019-20	2018-19	2017-18	2016-17	2015-16
3304960	3240740	2546332	1401920	3265710

Answer After DVV Verification :

2019-20	2018-19	2017-18	2016-17	2015-16
3304960	3240740	2546332	1401920	3265710

Remark : As per HEI data

4.2.4 Percentage per day usage of library by teachers and students (foot falls and login data for online access) during the latest completed academic year

4.2.4.1. Number of teachers and students using library per day over last one year

Answer before DVV Verification : 762

Answer after DVV Verification: 400

5.1.1 Average percentage of students benefited by scholarships and freships provided by the Government during last five years

5.1.1.1. Number of students benefited by scholarships and free ships provided by the institution, Government and non-government bodies, industries, individuals, philanthropists during the last five years (other than students receiving scholarships under the government schemes for reserved categories)

Answer before DVV Verification:

2019-20	2018-19	2017-18	2016-17	2015-16
1971	1613	1279	1283	1287

Answer After DVV Verification :

2019-20	2018-19	2017-18	2016-17	2015-16
1971	1613	1279	1283	1287

Remark : As per HEI data

5.1.2 Average percentage of students benefited by scholarships, freships, etc. provided by the institution and non-government agencies during the last five years

5.1.2.1. Number of students benefited by scholarships and free ships provided by the institution, Government and non-government bodies, industries, individuals, philanthropists during the last five years (other than students receiving scholarships under the government schemes for reserved categories)

Answer before DVV Verification:

2019-20	2018-19	2017-18	2016-17	2015-16

182	161	144	190	158
-----	-----	-----	-----	-----

Answer After DVV Verification :

2019-20	2018-19	2017-18	2016-17	2015-16
184	161	144	190	138

Remark : The HEI should provide all the document verified from the head of the institution like fee receipt etc.

5.1.4 Average percentage of students benefited by career counseling and guidance for competitive examinations as offered by the Institution during the last five years.

5.1.4.1. Number of students benefitted by guidance for competitive examinations and career counselling offered by the institution year wise during last five years

Answer before DVV Verification:

2019-20	2018-19	2017-18	2016-17	2015-16
11490	7927	7348	5702	5106

Answer After DVV Verification :

2019-20	2018-19	2017-18	2016-17	2015-16
6122	4923	4587	2687	3835

5.3.1 Number of awards/medals won by students for outstanding performance in sports/cultural activities at inter-university/state/national / international level (award for a team event should be counted as one) during the last five years.

5.3.1.1. Number of awards/medals won by students for outstanding performance in sports / cultural activities at inter-university / state / national / international events (award for a team event should be counted as one) year - wise during the last five years.

Answer before DVV Verification:

2019-20	2018-19	2017-18	2016-17	2015-16
231	222	146	135	137

Answer After DVV Verification :

2019-20	2018-19	2017-18	2016-17	2015-16
177	222	146	135	137

7.1.4 Water conservation facilities available in the Institution:

1. Rain water harvesting
2. Borewell /Open well recharge

3. Construction of tanks and bunds
4. Waste water recycling
5. Maintenance of water bodies and distribution system in the campus

Answer before DVV Verification : A. Any 4 or all of the above

Answer After DVV Verification: B. 3 of the above

2. Extended Profile Deviations

ID	Extended Questions																				
1.4	<p>Number of revaluation applications year-wise during last five years</p> <p>Answer before DVV Verification:</p> <table border="1"> <thead> <tr> <th>2019-20</th> <th>2018-19</th> <th>2017-18</th> <th>2016-17</th> <th>2015-16</th> </tr> </thead> <tbody> <tr> <td>242</td> <td>388</td> <td>475</td> <td>414</td> <td>333</td> </tr> </tbody> </table> <p>Answer After DVV Verification:</p> <table border="1"> <thead> <tr> <th>2019-20</th> <th>2018-19</th> <th>2017-18</th> <th>2016-17</th> <th>2015-16</th> </tr> </thead> <tbody> <tr> <td>250</td> <td>388</td> <td>475</td> <td>414</td> <td>333</td> </tr> </tbody> </table>	2019-20	2018-19	2017-18	2016-17	2015-16	242	388	475	414	333	2019-20	2018-19	2017-18	2016-17	2015-16	250	388	475	414	333
2019-20	2018-19	2017-18	2016-17	2015-16																	
242	388	475	414	333																	
2019-20	2018-19	2017-18	2016-17	2015-16																	
250	388	475	414	333																	
2.1	<p>Number of courses in all programs year-wise during last five years</p> <p>Answer before DVV Verification:</p> <table border="1"> <thead> <tr> <th>2019-20</th> <th>2018-19</th> <th>2017-18</th> <th>2016-17</th> <th>2015-16</th> </tr> </thead> <tbody> <tr> <td>2026</td> <td>1918</td> <td>1821</td> <td>1770</td> <td>1673</td> </tr> </tbody> </table> <p>Answer After DVV Verification:</p> <table border="1"> <thead> <tr> <th>2019-20</th> <th>2018-19</th> <th>2017-18</th> <th>2016-17</th> <th>2015-16</th> </tr> </thead> <tbody> <tr> <td>1929</td> <td>1823</td> <td>1724</td> <td>1678</td> <td>1580</td> </tr> </tbody> </table>	2019-20	2018-19	2017-18	2016-17	2015-16	2026	1918	1821	1770	1673	2019-20	2018-19	2017-18	2016-17	2015-16	1929	1823	1724	1678	1580
2019-20	2018-19	2017-18	2016-17	2015-16																	
2026	1918	1821	1770	1673																	
2019-20	2018-19	2017-18	2016-17	2015-16																	
1929	1823	1724	1678	1580																	
2.2	<p>Number of full time teachers year-wise during the last five years</p> <p>Answer before DVV Verification:</p> <table border="1"> <thead> <tr> <th>2019-20</th> <th>2018-19</th> <th>2017-18</th> <th>2016-17</th> <th>2015-16</th> </tr> </thead> <tbody> <tr> <td>583</td> <td>516</td> <td>468</td> <td>438</td> <td>413</td> </tr> </tbody> </table> <p>Answer After DVV Verification:</p> <table border="1"> <thead> <tr> <th>2019-20</th> <th>2018-19</th> <th>2017-18</th> <th>2016-17</th> <th>2015-16</th> </tr> </thead> <tbody> <tr> <td>583</td> <td>516</td> <td>468</td> <td>438</td> <td>413</td> </tr> </tbody> </table>	2019-20	2018-19	2017-18	2016-17	2015-16	583	516	468	438	413	2019-20	2018-19	2017-18	2016-17	2015-16	583	516	468	438	413
2019-20	2018-19	2017-18	2016-17	2015-16																	
583	516	468	438	413																	
2019-20	2018-19	2017-18	2016-17	2015-16																	
583	516	468	438	413																	
2.3	<p>Number of sanctioned posts year-wise during last five years</p> <p>Answer before DVV Verification:</p> <table border="1"> <thead> <tr> <th>2019-20</th> <th>2018-19</th> <th>2017-18</th> <th>2016-17</th> <th>2015-16</th> </tr> </thead> <tbody> <tr> <td></td> <td></td> <td></td> <td></td> <td></td> </tr> </tbody> </table>	2019-20	2018-19	2017-18	2016-17	2015-16															
2019-20	2018-19	2017-18	2016-17	2015-16																	

583	516	468	438	413
-----	-----	-----	-----	-----

Answer After DVV Verification:

2019-20	2018-19	2017-18	2016-17	2015-16
583	516	468	438	413

3.1 **Number of eligible applications received for admissions to all the programs year-wise during last five years**

Answer before DVV Verification:

2019-20	2018-19	2017-18	2016-17	2015-16
55914	45640	41574	16436	13331

Answer After DVV Verification:

2019-20	2018-19	2017-18	2016-17	2015-16
55914	45640	41574	16436	13331

3.2 **Number of seats earmarked for reserved category as per GOI/State Govt rule year-wise during last five years**

Answer before DVV Verification:

2019-20	2018-19	2017-18	2016-17	2015-16
3149	3003	2960	2915	2750

Answer After DVV Verification:

2019-20	2018-19	2017-18	2016-17	2015-16
3149	3003	2960	2915	2750

3.4 **Total number of computers in the campus for academic purpose**

Answer before DVV Verification : 1361

Answer after DVV Verification : 1361

3.5 **Total Expenditure excluding salary year-wise during last five years (INR in Lakhs)**

Answer before DVV Verification:

2019-20	2018-19	2017-18	2016-17	2015-16
4175	3217	2239	1868	6280

Answer After DVV Verification:

2019-20	2018-19	2017-18	2016-17	2015-16
4152	3194	2221	1860	6252

NAAC