



# PSG COLLEGE OF ARTS & SCIENCE

COIMBATORE – 641 014

DEPARTMENT OF LIBRARY

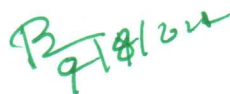
## ANNUAL REPORT 2020 – 2021

August 9, 2021

### Submitted to the Principal/Secretary:-

The Library is committed to promoting excellence in Information access and Information services for faculty, staff and students. I am pleased to present this Annual Report detailing the outstanding work performed during the financial year 2020-2021 for your kind information.

  
**Librarian**

  
9.8.21

  
9.8.21



# PSG COLLEGE OF ARTS & SCIENCE

COIMBATORE – 641 014

## DEPARTMENT OF LIBRARY

### Annual Report 2020-2021

The Library is equipped with all facilities and rich information resources in the form of Books, Journals, e-journals, e-books, CD-ROMs, Online Databases related to Arts, Science, Social Science and Humanities.

#### STATISTICS OF LIBRARY & INFORMATION SERVICES 2020-2021:-

##### A. COLLECTIONS:-

###### **1. BOOKS**

TOTAL NUMBER OF VOLUMES	:	1,37,434
TOTAL NUMBER OF TITLES	:	96,591

###### **2. PERIODICALS**

No. of Journals	:	214
No. of Magazines	:	84

**3. BACKVOLUMES** : 12,286

**4. PROJECT REPORTS** : 20,282

**5. Ph.D THESIS** : 554

**6. CD – ROMS** : 4,463

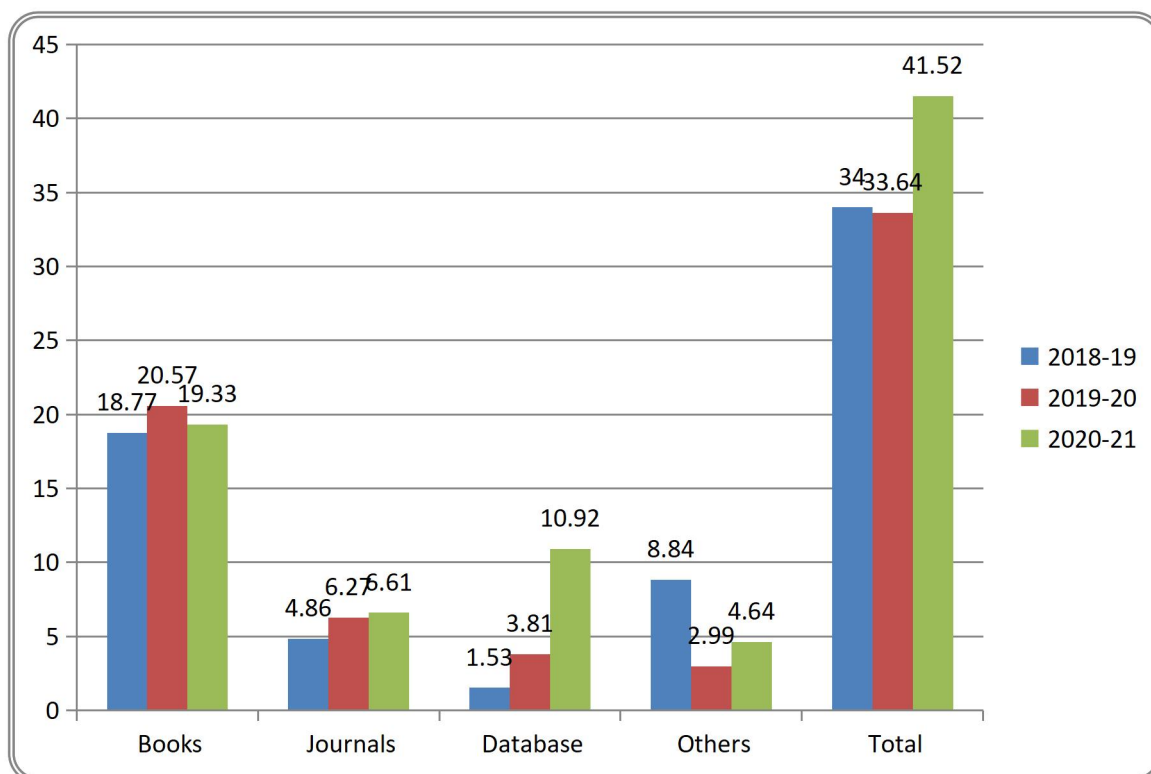
## LIBRARY BUDGET

PSGCAS Library has spent Rs.41,52 lakhs during the year under report. Rs.19,33 lakhs has been utilized for purchase of printed books, Rs.6.61 lakhs for subscription to journals, Rs.10.92 lakhs for database subscription.

**Table 1: Details of library expenditure for the year: 2018-19, 2019-20 and 2020-21.**

Items	2018-19 (in lakhs)	2019-20 (in lakhs)	2020-21 (in lakhs)
Books	18.77	20.57	19.33
Journals	4.86	6.27	6.61
Database	1.53	3.81	10.92
Others	8.84	2.99	4.64
Total	34.00	33.64	41.52

**Figure: 1**



## **PERIODICAL SECTION**

During the year 2020-21, total expenditure incurred on periodical subscription was Rs.6.61 lakhs. The Library renewed the subscription for 298 serials subscribed in previous years.

**Table 2: Number of Journals subscribed and Expenditure Incurred**

<b>Year</b>	<b>Subscribed Titles</b>	<b>Amount (Rs. In lakhs)</b>
2018-19	282	4.86
2019-20	298	6.27
2020-21	298	6.61

## **E-Journals Access**

**Table 3: List of Resources - Full-Text Access  
for**

### **UNLIMITED USERS**

<b>S. No.</b>	<b>Title</b>	<b>No. of Titles</b>
1	EBSCO-Academic Search Elite	3,141
2	EBSCO- eBook Academic Subscription Collection	2,00,000
3	N-LIST	6,658

## **FINANCIAL DATABASES**

Library has subscribed the following financial databases and the statistical data package during the year 2020-21. Details are given below.

**Table 4: List of Financial Databases**

<b>S. No.</b>	<b>Title</b>	<b>Area of Interest</b>	<b>Resources/ Titles Covered</b>
1.	Capitaline	Information about companies listed on Indian Stock Exchanges	35,000 listed & unlisted companies
2.	CMIE Prowess	Prowess is a database of large and medium Indian firms.	Over 20,000 firms.
3.	Indiastat.com	It is the authentic source for Indian statistics collected from the best sources for information and statistics on India.	It provides socio-economic statistical data and useful information on India.

### Journal Access

Library subscribes online journals through NLIST and EBSCO-Academic Search Elite.

**Table 5: List of Resources (NLIST)**

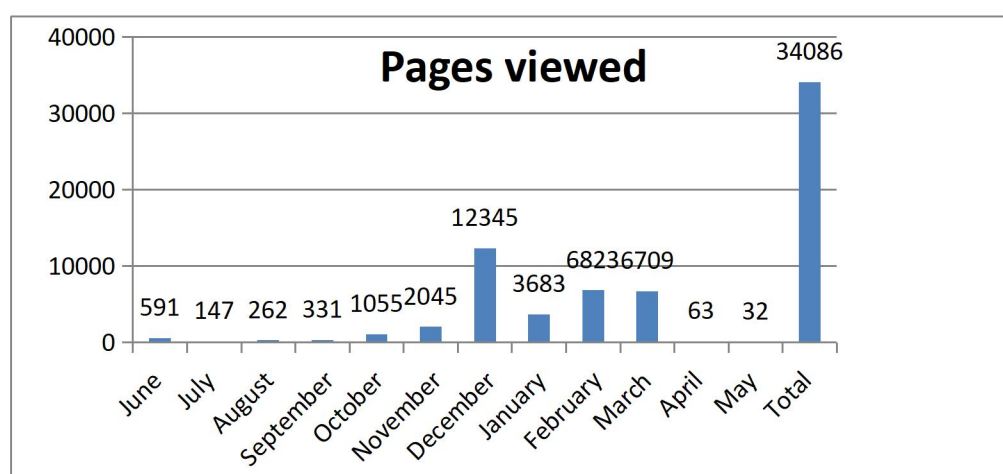
S. No.	Publisher	Nos. of Titles
1	American Institute of Physics	18
2	Annual Review	33
3	Economic and Political Weekly (EPW)	1
4	H. W. Wilson	2801
5	Indian Journals	303
6	Institute of Physics	35
7	JSTOR	6145
8	Oxford University Press	263
9	Royal Society of Chemistry	29

**Table 6: Usage Statistics of Electronic Resources**

#### NLIST

S. No.	Month	Pages viewed
1	June	591
2	July	147
3	August	262
4	September	331
5	October	1055
6	November	2045
7	December	12345
8	January	3683
9	February	6823
10	March	6709
11	April	63
12	May	32
	Total	34086

**Figure 2:**

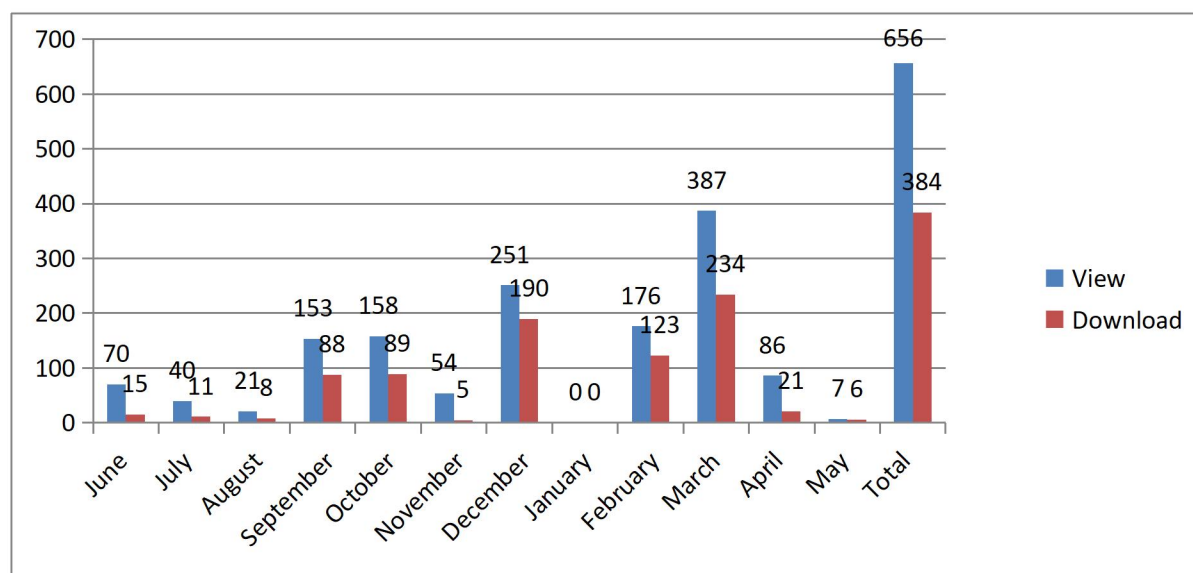


**Table 7: Usage Statistics of Electronic Resources**

**INDIASTAT**

Month	View	Download
June	70	15
July	40	11
August	21	8
September	153	88
October	158	89
November	54	5
December	251	190
January	-	-
February	176	123
March	387	234
April	86	21
May	7	6
<b>Total</b>	<b>656</b>	<b>384</b>

**Figure 3**



## ACQUISITION SECTION

### **Print Document Collection**

During the year under report 3723 new books, 6 journals were added to the collection besides this, 340 theses and dissertations were also added to library collection received from Ph.D. and MPhil students. Library also received 66 CDs as non-book material during the year. The total number of books has reached a significant figure of 1,37,434 volumes.

**Table 8: Annual Collection Development: Comparative figures**

<b>Year</b>	<b>Books</b>	<b>Journals</b>	<b>CDs</b>	<b>Projects</b>
2018-19	3799	282	12	115
2019-20	3723	292	64	101
2020-21	3327	298	66	340
<b>Total</b>	<b>137434</b>	<b>298</b>	<b>4463</b>	<b>20282</b>

## ONLINE E-BOOKS COLLECTION

### **Access on Subscription Basis**

Library has accessed the World e-Book Library through NDL (National Digital Library of India) containing more than 75 lakhs classical and rare books in its collection from the varied fields. Library has subscribed NLIST. It has 19 thousand titles of e-books. EBSCO- e-Book Academic Subscription collection provides access to more than 2 Lakhs eBooks.

**Table 9: Details of eBooks Collection (NLIST)**

<b>S. No.</b>	<b>Resource</b>	<b>Collection</b>
1	Cambridge Books Online	1800
2	E-brary	185000+
3	EBSCOHost-Net Library	936
4	Hindustan Book Agency	65+
5	Institute of South East Asian Studies(ISEAS) Books	382+
6	Oxford Scholarship	1402+
7	Springer eBooks	2300
8	Sage Publication eBooks	1000
9	Taylor Francis eBooks	1800
10	Myilibrary-McGraw Hill	1124
	Total	195809

*\* Actual accessible books are more than the total number shown.*

## COLLECTION DEVELOPMENT OF LIBRARY

During the year 2020-21 new printed books were procured for enriching the collections of different subjects. Department-wise breakup is given below.

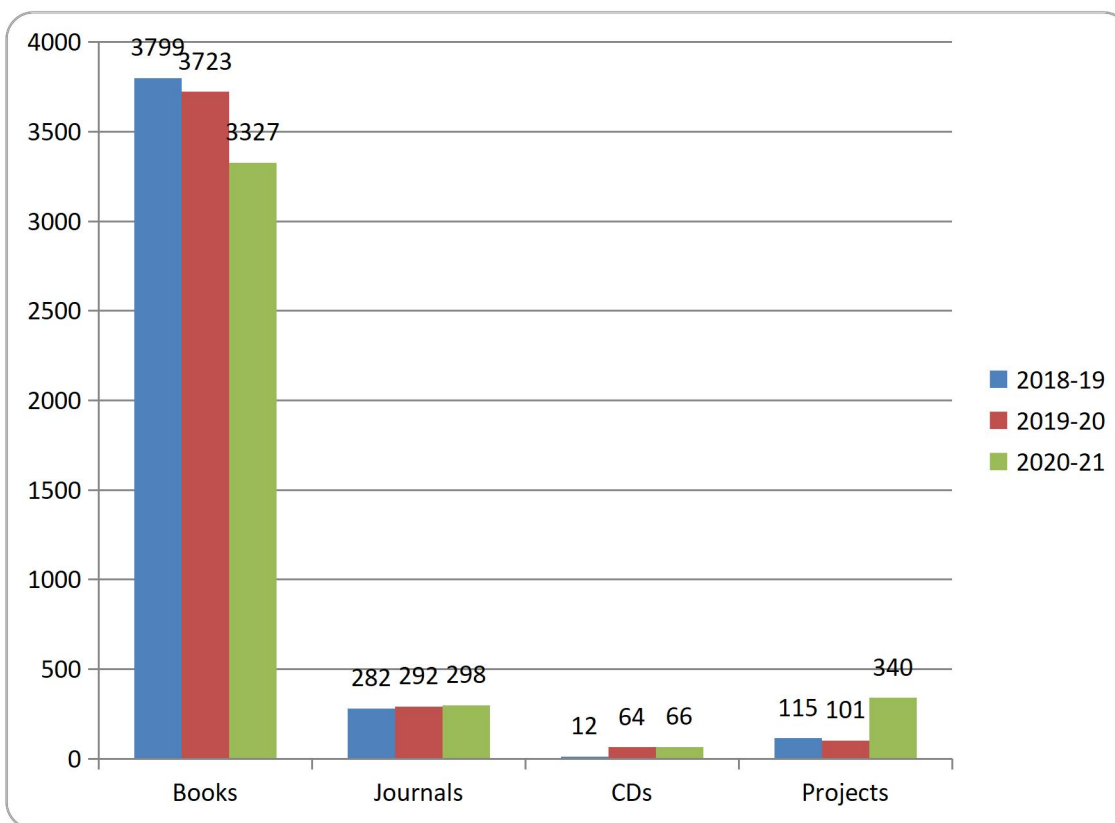
**Table 10: Collection of printed books Department wise**

S. No.	Departments	Additions in 2020-21	Total Collection
1	Biochemistry	105	2637
2	Biotechnology	7	1383
3	Botany	200	1678
4	Costume & Fashion Design	72	1069
5	Chemistry	166	6638
6	Communication	7	1978
7	Commerce	488	8388
8	Computer Science	425	15720
9	Catering Science & Hospitality	41	1593
10	Corporate Secretaryship	5	1055
11	Economics	43	7659
12	Electronics	12	2862
13	English	173	9250
14	Environmental Sciences	10	1163
15	General	493	8100
16	Mathematics	165	6583
17	Management	222	10823
18	Microbiology	37	1843
19	Carnatic Music	7	437
20	Nutrition	47	2089
21	Physics	161	7289
22	Psychology	70	2514
23	Sociology	3	3341
24	Social Work	19	1436
25	Statistics	40	3410
26	Tamil	177	22547
27	Visual Communication	19	940
28	Zoology	113	1404
29	<b>Book Bank</b>	<b>335</b>	<b>335</b>
	<b>Total</b>	<b>3327</b>	<b>137434</b>

## TECHNICAL PROCESSING SECTION

Classification, Cataloguing, Indexing and data entry of 4031, including new books, CDs, Journals theses and dissertations, which were received during this period, have been successfully completed through Library Management Software Koha for creating online catalogues for users access.

**Figure 4: Number of documents processed during last three Academic years**



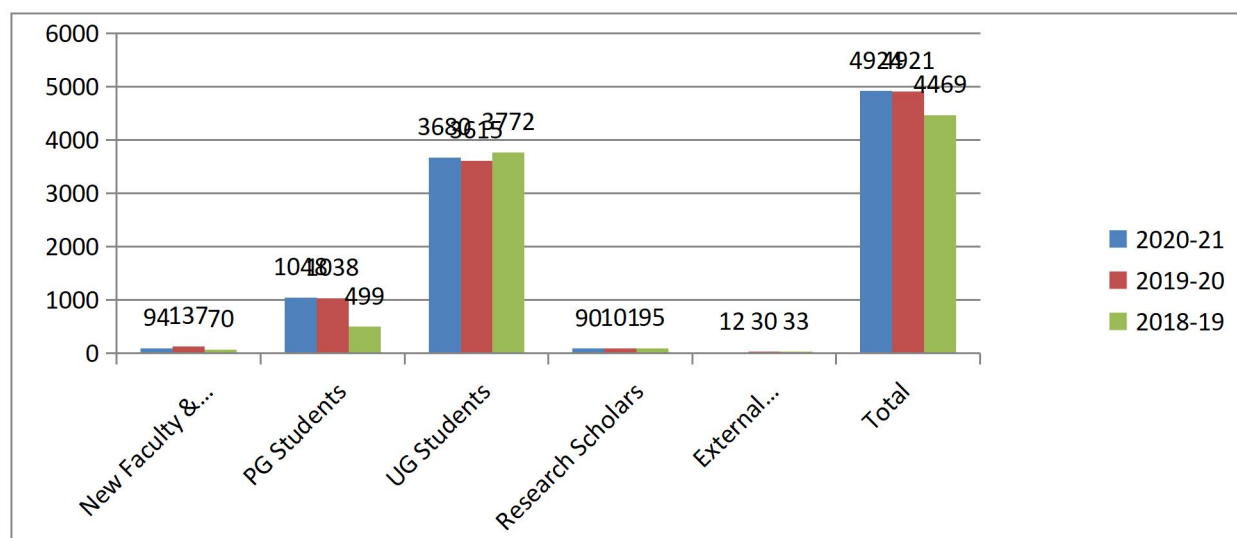
## CIRCULATION SERVICES

Library has strong base of users who visited and heavily utilized the services of library during the period under report. For authenticity and safety of users' account Library has adopted confirmation method by **SMS Alert Service**. To make the users' services cashless.

### **Membership**

During this year, 4851 new members including undergraduates and postgraduate students, faculty & staff members, research scholars and external members were enrolled as library users. Among all these members around 4669 members from UG and PG categories were enrolled.

**Figure 5 : Comparative Data of Library Membership**



**CIRCULATION SECTION**

This section remained open from 80.30 a.m. till 06.30 p.m. on all working days and from 08.30 a.m. till 05.00 p.m. on Saturdays. A total number of 2,279 books were issued and 2,422 books were returned during the period under report. A total number of 5,623 visitors visited the library. A sum of Rs.11,650/- was collected as overdue charges from the users and deposited in the Institute Treasury during the year 2020-21.

**Table 10: CIRCULATION STATISTICS FOR THE YEAR 2020-2021**

S. No.	Month	No. of Books Issued		No. of Books Return		No. of Books Renewal		Total CIR	Entry	
		Student	Staff	Student	Staff	Student	Staff		Student	Staff
1	June	0	0	0	0	0	0	0	0	0
2	July	0	0	0	0	0	0	0	0	0
3	August	0	0	0	0	0	0	0	0	0
4	September	0	0	0	0	0	0	0	0	0
5	October	0	0	0	0	0	0	0	0	0
6	November	0	0	0	0	0	0	0	0	0
7	December	312	193	836	295	0	0	1636	797	66
8	January	205	341	231	216	0	0	993	576	305
9	February	327	222	491	220	0	0	1260	1541	464
10	March	383	167	823	164	0	0	1537	1443	319
11	April	70	51	84	51	3	0	224	51	61
12	May	1	4	9	2	0	0	16	0	0
<b>Total</b>		<b>1298</b>	<b>978</b>	<b>2474</b>	<b>948</b>	<b>3</b>	<b>0</b>	<b>5666</b>	<b>4408</b>	<b>1215</b>
<b>Avg/Manth</b>		<b>108</b>	<b>82</b>	<b>206</b>	<b>79</b>	<b>0</b>	<b>0</b>	<b>472</b>	<b>367</b>	<b>101</b>

## AUTOMATION AND NETWORKING SECTION

### **Procurement of Software**

The Library has purchased “**Turnitin**” Plagiarism Software to check similarity for the research publications. All the departments are given the credentials to access the software.

### MAJOR INITIATIVES: - (2020-2021)

The Library has taken various initiatives to improve the existing infrastructure, facilities, services and collections to provide strong and dynamic support to the academic, research and development programme and policy of the Institute. In this regard, some of the selected initiatives taken are listed below:

1. The IQAC and the Department of Library, PSG College of Arts & Science has jointly organized 2 Day “**Research Conclave Online Webinar**” exclusively for our research scholars on 26th & 27th June 2020.
2. Organised a Webinar on “**Value of EBSCO’s Academic Search Elite and e-book Collection for Research and Career Development**” on 29.01.2021 through online exclusively for faculty and research scholars.
3. The Department of Library in association with IQAC has organised a Webinar on “**Research Literature Review Using EBSCO Academic Search Elite & eBooks**” on 23.02.2021 through online exclusively for Faculty, Research scholars and PG Students.
4. Organised a webinar on “**Plagiarism and Research Integrity**” exclusively for faculty members on 31.05.2021 at 11.00 am through Google Meet.

### FUTURE PLANS:-

- To organise “**Web of Science Training**” exclusively for faculty members on June 2021
- To organise “**SPSS Training Programme**” for Faculty & Students on October 2021.
- To organise “**EIEWS Training Programme**” for Faculty & Students on October 2021
- To organise “**EBSCO Host Training Programme**” in the month of November 2021
- To create a “**Book Bank**” facility for underprivileged students.

- To organise “**Awareness Programme on NDLI Resources**” on November 2021
- To organize a One Day self-development programme on “**Learn to Learn**” November 2021
- To organize a One Day self-development programme on “**Mind Management Skills**” for faculty members on November 2021.
- To organize faculty training programme on “**Library Systems, Sources and Services**” on November 2021.
- To organize “**NPTEL Awareness Programme**” on January 2022

  
**LIBRARIAN**

  
**PRINCIPAL**