



PSG COLLEGE OF ARTS & SCIENCE

COIMBATORE – 641 014

DEPARTMENT OF LIBRARY

ANNUAL REPORT 2022 – 2023

August 05, 2023

Submitted to the Principal/Secretary:-

The Library is committed to promoting excellence in Information access and Information services for faculty, staff and students. I am pleased to present this Annual Report detailing the outstanding work performed during the financial year 2022-2023 for your kind information.


Librarian





PSG COLLEGE OF ARTS & SCIENCE

COIMBATORE – 641 014

DEPARTMENT OF LIBRARY

Annual Report 2022-2023

The Library is equipped with all facilities and rich information resources in the form of Books, Journals, e-journals, e-books, CD- ROMs, Online Databases related to Arts, Science, Social Science and Humanities.

STATISTICS OF LIBRARY & INFORMATION SERVICES 2022-2023:-

1. COLLECTIONS:-

a. BOOKS

Total Number of Volumes	:	1,44,874
Total Number of Titles	:	1,15,903

b. PERIODICALS

No. of Journals	:	243
No. of Magazines	:	70

c. BACKVOLUMES : 12,485

d. PROJECT REPORTS (M.Phil) : 1,340

e. Ph.D. THESIS : 642

f. CD – ROMS : 4,521

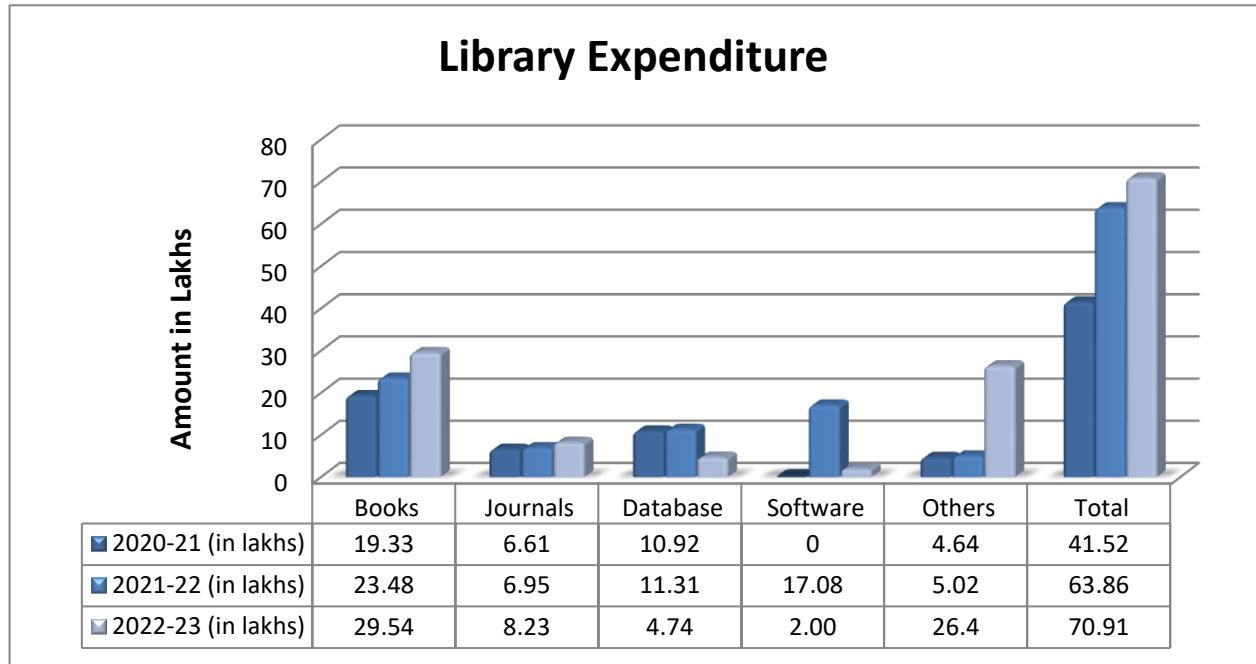
1. LIBRARY BUDGET

PSGCAS Library has spent Rs.70.91 lakhs during the year under report. Rs.29.55 lakhs has been utilized for purchase of printed books, Rs.8.23 lakhs for subscription to journals, Rs.4.74 lakhs for database subscription, 1.99 lakhs for software and 12.61 for equipment purchase.

Table 1: Details of library expenditure for the year: 2020-21, 2021-22 and 2022-23.

Items	2020-21 (in lakhs)	2021-22 (in lakhs)	2022-23 (in lakhs)
Books	19.33	23.48	29.55
e-Books			03.59
Journals	6.61	6.95	08.23
e-Journals			04.16
Database	10.92	11.31	04.74
Equipment	-	-	12.61
Newspapers	-	-	00.57
Software	-	17.08	01.98
RFID Tags	-	-	01.99
Stationeries	-	-	00.98
AMC	-	-	01.46
Furniture	-	-	00.59
Maintenance	-	--	00.46
Others	4.64	5.02	
Total	41.52	63.86	70.91

Figure: 1



2. PERIODICAL SECTION

During the year 2022-23, total expenditure incurred on periodical subscription was Rs.8.23 lakhs. The Library renewed the subscription for 267 serials subscribed in previous years and newly subscribed 46 serials.

Table 2: Number of Journals subscribed and Expenditure Incurred

Year	Subscribed Titles	Amount (Rs. in lakhs)
2020-21	298	6.61
2021-22	300	6.95
2022-23	313	8.23

3. E-JOURNALS ACCESS

Table 3: List of Resources - Full-Text Access for Unlimited Users

S. No.	Title	No. of Titles
1	EBSCO-Academic Search Elite	3,141
2	EBSCO- e-Book Academic Subscription Collection	2,00,000
3	N-LIST	6,658

4. FINANCIAL DATABASES

Library has subscribed the following financial databases and the statistical data package during the year 2022-23. Details are given below.

Table 4: List of Financial & Statistical Databases

S. No.	Title	Area of Interest	Resources / Titles Covered
1	Capitaline AWS	Information about companies listed on Indian Stock Exchanges	35,000 listed & unlisted companies
2	CMIE Prowess	Prowess is a database of large and medium Indian firms.	Over 20,000 firms.
3	Indiastat.com	It is the authentic source for Indian statistics collected from the best sources for information and statistics on India.	It provides socio-economic statistical data and useful information on India.
4	EPWRF India Times Series	It is a unique online coverage of Indian Economy for a fairly long time Period and it comprises over a lakh variables capsuled in 27 modules	The Database tries to provide in continuous time series from 1950 depending on the availability.

5. JOURNAL ACCESS

Library subscribes online journals through NLIST and EBSCO-Academic Search Elite.

Table 5: List of Resources (NLIST)

S. No.	Publisher	Nos. of Titles
1	American Institute of Physics	18
2	Annual Review	33
3	Economic and Political Weekly (EPW)	1
4	H. W. Wilson	2801
5	Indian Journals	303
6	Institute of Physics	35
7	JSTOR	6145
8	Oxford University Press	263
9	Royal Society of Chemistry	29

Table 6: Usage Statistics of Electronic Resources

NLIST

S. No.	Month	Pages viewed
1	June	104
2	July	76
3	August	363
4	September	252
5	October	269
6	November	60
7	December	20
8	January	136
9	February	246
10	March	184
11	April	133
12	May	64
	Total	1907

Figure: 2

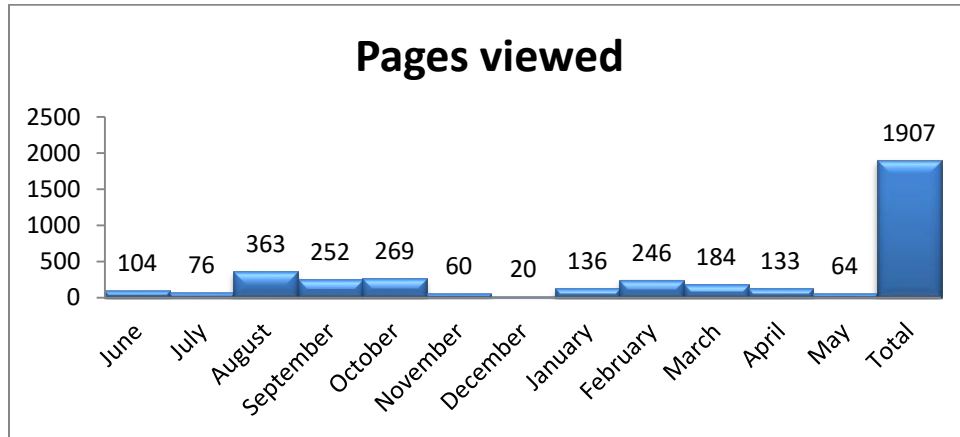
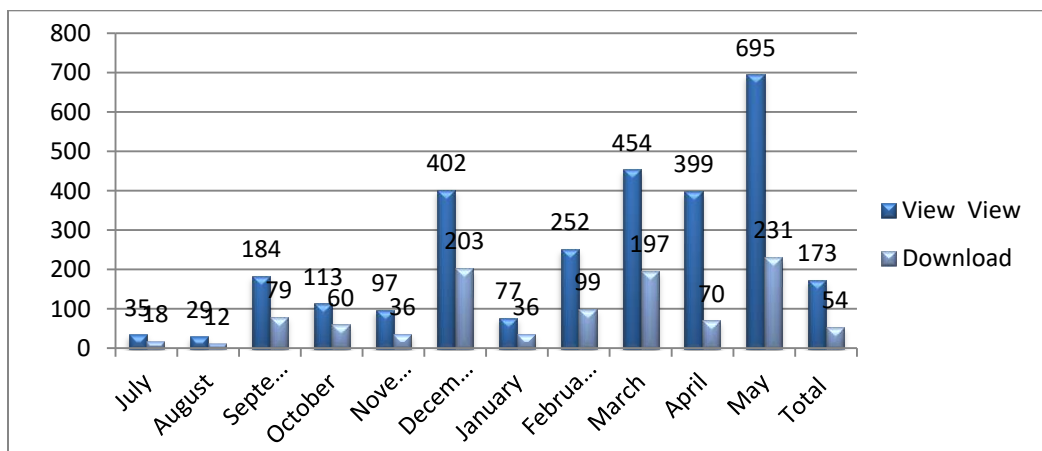


Table 7: Usage Statistics of Electronic Resources

INDIASTAT

Web Usage- Month wise report (From June 2022 to May 2023)		
Month	View	Download
June	35	18
July	29	12
August	184	79
September	113	60
October	97	36
November	402	203
December	77	36
January	252	99
February	454	197
March	399	70
April	695	231
May	173	54
Total	2910	1095

Figure: 3



6. ACQUISITION SECTION - PRINT DOCUMENT COLLECTION

During the year under report 4029 new books, 46 journals were added to the collection besides this, 57 theses and dissertations were also added to library collection received from Ph.D. and M.Phil. students. Library also received 11 CDs as non-book material during the year. The total number of books has reached a significant figure of 1,44,874 volumes.

Table 8: Annual Collection Development: Comparative figures

Year	Books	Journals	CDs	Theses & Dissertations
2020-21	3327	298	66	44
2021-22	4139	300	47	74
2022-23	4029	313	11	57

7. ONLINE E-BOOKS COLLECTION: (Access on Subscription Basis)

Library has accessed the World e-Book Library through NDL (National Digital Library of India) containing more than 75 lakhs classical and rare books in its collection from the varied fields. Library has subscribed **NLIST**. It has 19 thousand titles of e-books. **EBSCO- e-Book Academic Subscription collection** provides access to more than 2 Lakhs e-Books and **New Age International** 17 e-Books.

Table 9: Details of eBooks Collection (NLIST)

S. No.	Resource	Collection
1	Cambridge Books Online	1800
2	E-brary	185000+
3	EBSCOHost-Net Library	936
4	Hindustan Book Agency	65+
5	Institute of South East Asian Studies(ISEAS) Books	382+
6	Oxford Scholarship	1402+
7	Springer eBooks	2300
8	Sage Publication eBooks	1000
9	Taylor Francis eBooks	1800
10	Mylibrary-McGraw Hill	1124
	Total	195809

** Actual accessible books are more than the total number shown.*

8. COLLECTION DEVELOPMENT OF LIBRARY

During the year 2022-23 new printed books were procured for enriching the existing collections of different subjects. Department-wise breakup is given below.

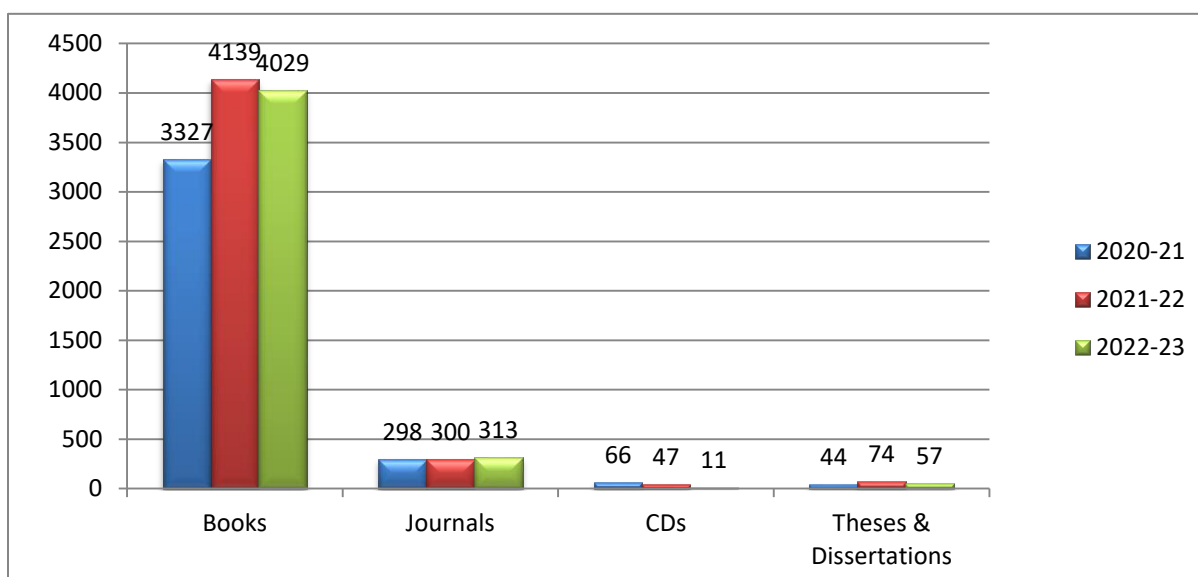
Table 10: Collection of printed books - Department wise

S. No.	Departments	Additions in 2022-23	Total Collection
1	Biochemistry	36	2652
2	Biotechnology	14	1457
3	Botany	39	1767
4	Carnatic Music	-	437
5	Costume & Fashion Design	38	1145
6	Chemistry	110	6855
7	Communication	34	2023
8	Commerce	452	8963
9	Computer Science	298	16362
10	Catering Science	47	1653
11	Corporate Secretaryship	29	1084
12	Economics	70	7737
13	Electronics	40	2990
14	English	310	9608
15	Environmental Sciences	36	1218
16	French	-	141
17	General	1144	9634
18	Hindi	-	683
19	Mathematics	33	6782
20	Management	279	11588
21	Microbiology	69	1949
22	Nutrition	70	2169
23	Physics	119	7586
24	Physical Education	-	214
25	Psychology	147	2721
26	Sociology	50	3411
27	Social Work	35	1494
28	Statistics	39	3492
29	Tamil	357	23580
30	Visual Communication	70	1037
31	Women Studies	-	914
32	Zoology	29	1528
Total		3994	144874
Book Bank		35	1065
Grand Total		4029	145939

9. TECHNICAL PROCESSING SECTION

Classification, Cataloguing, Indexing and data entry of 4560, including new books, Journals, theses, and dissertations which were received during this period have been successfully completed through library management software Koha for creating online catalogues for users access.

Figure 4: Number of documents processed during last three Academic years



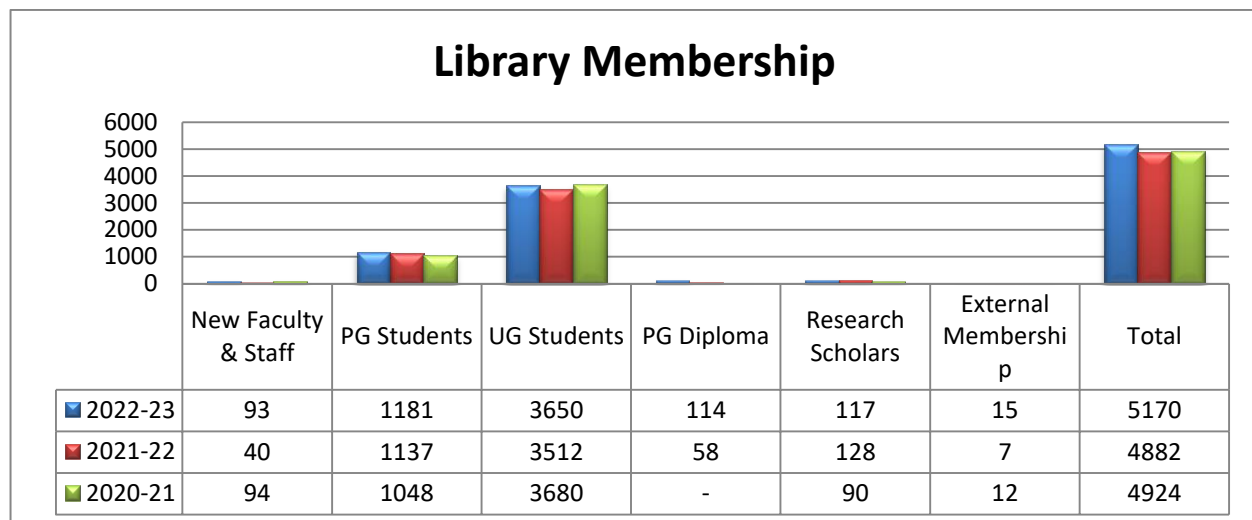
10. CIRCULATION SERVICES

Library has strong base of users who visited and heavily utilized the services of library during the period under report. For authenticity and safety of users account Library has adopted confirmation method by **SMS Alert Service**.

11. MEMBERSHIP

During this year 5170 new members including undergraduates and postgraduate students, research scholars, external members, faculty and staff members were enrolled as library users. Among all these members around 4945 members from UG and PG categories were enrolled.

Figure 5: Comparative Data of Library Membership



12. CIRCULATION SECTION

This section remained open from 08.30 a.m. till 06.30 p.m. on all working days and from 08.30 a.m. till 05.00 p.m. on Saturdays. A total number of 29,429 books were issued and 29,294 books were returned during the period under report. A total number of 2,00,155 visitors visited the library. A sum of Rs.23,750/-was collected as overdue charges from the users and deposited in the Institute Treasury during the year 2022-23.

Table 11: CIRCULATION STATISTICS FOR THE YEAR 2022-2023

S. No.	Month	No. of Working Days	No. of Books Issued		No. of Books Return		No. of Books Renewal		Total CIR	Entry	
			Student	Staff	Student	Staff	Student	Staff		Student	Staff
1	June	24	1484	100	2049	344	125	2	4104	10778	177
2	July	26	2220	432	2104	304	67	5	5132	8089	309
3	August	22	2644	238	1930	146	251	7	5216	20482	340
4	September	24	2372	213	2379	184	209	4	5361	18522	317
5	October	19	1670	145	1618	141	103	3	3680	14570	181
6	November	25	1819	146	1750	212	147	2	4076	16341	197
7	December	24	479	167	1634	155	35	1	2471	1733	78
8	January	22	4158	435	2742	386	168	9	7898	27165	343
9	February	23	2565	152	2376	143	243	2	5481	24056	225
10	March	26	2971	154	2808	152	106	2	6193	32948	271
11	April	21	1959	159	2864	354	168	7	5511	19680	246
12	May	26	872	163	2160	359	39	7	3600	2960	147
Total		282	25213	2504	26414	2880	1661	51	58723	197324	2831
Avg./Month			2101	209	2201	240	138	4	4894	16444	236

Number of working days	282
Average per day	710

13. AUTOMATION AND NETWORKING SECTION

Procurement of Software & Database

- The Library has purchased “**2 Self-Service - Kiosk and Drop Box**” for self-check-in and check-out.
- The Library has purchased “**KIMBUS**” Software for the patrons using all library digital resources through online without any hindrances.
- The Library has purchased “**DIGIMAT**” - A Learning Management Platform. It has about 1,00,000 NPTEL Videos. Through this we can watch NPTEL Videos Online & offline.
- The Library has purchased “**EPWRF India Time Series**” Database It is a unique online database with its comprehensive coverage of Indian economy for a fairly long time period and it comprises over a lakh variables capsuled in 27 modules.
- The Library has purchased “**New Age International - e-Books**”. In which we can view & download 17 e-books.
- The Library has purchased “**Koha Mobile App**” for the use of Patrons.

14. MAJOR INITIATIVES

The Library has taken various initiatives to improve the existing infrastructure, facilities, services and collections to provide strong and dynamic support to the academic, research and development programme and policy of the Institute. In this regard, some of the selected initiatives taken are listed below:

- NPTEL has organised an “**Awareness Workshop**” in association with PSG College of Arts & Science, Coimbatore, Markaz College of Arts and Science, Karanthur, Kozhikode and Megha Institute of engineering and technology for women, Hyderabad on May 25, 2022 through online.
- A One Day Awareness programme on “**IIT Madras BSc. Online Degree on Programming and Data Science**” was organised by the Department of Library for School students on July 09, 2022 at Library Seminar Hall.
- A One Day workshop on “**Conservation of Paper Objects**” was organised by the Department of Library in association with Museum of Art and Photography, Bangalore on July 29, 2022 at Library Seminar Hall.
- A One Day workshop on “**Modernization in the Academic Libraries using DIGIMAT Learning Platform and Open Source Software**” was organised by the Department of Library on September 09, 2022 at Library Seminar Hall.

- EBSCO organized public webinar on “**EBSCO host Research Platform: Features & Functionality At-a-Glance (30 minutes)**” on 28.09.2022 through online.
- Department of Library has organised “**5th ANNUAL BOOK FAIR**” on 29th & 30th of September, 2022.
- The Department of library has organized “**Awards Day**” function on 28th November 2022 to motivate the faculty members for their academic and research performance.
- Department of Library has organized one day National Workshop on “**Research & Preparing Quality Research Writing, Improving Research Impact and Publication Ethics**” on April 25th & 26th, 2023.
- Implemented **2 Self-Service - Kiosk and Drop Box** for self-check-in and check-out in our library.
- **Tiling of floor in digital library** has completed.
- Book Showcase is setup in the front hall of the library to display “**Faculty Publications**”.
- Tagging of RFID to 13,000 books completed in this academic year.
- 100 Books and 325 back volumes were bounded in this academic year.

15. FUTURE PLANS

1. Organise a faculty training Programme on “**Library System, Resources and Services and NPTEL**” in the month of July, 2023
2. Organise a Workshop on “**Modernization in the Academic Library by using the DIGIMAT Learning Platform and Open Source Software**” in the Month of August, 2023
3. Organise a Workshop on “**Designing Components of a Modern Library**” in the Month of September, 2023
4. Organise “**6th Annual Book Fair**” in the Month of October, 2023
5. Organise a Workshop for Research Scholars on “**Research**” in the month of October, 2023
6. Set up a “**Competitive Exam Study Centre**” at 2nd Floor of the Library
7. Implementing “**Koha Mobile App**” for the use of Patrons


LIBRARIAN


7.8.23
SECRETARY


PRINCIPAL